


Protecting Our Water Environment



Metropolitan Water Reclamation District of Greater Chicago

***RESEARCH AND DEVELOPMENT
DEPARTMENT***

REPORT NO. 06-28

MONTHLY CONTROLLED SOLIDS

DISTRIBUTION REPORT

MARCH 2006

MAY 2006

Protecting Our Water Environment

BOARD OF COMMISSIONERS

Terrence J. O'Brien
President
Kathleen Therese Meany
Vice President
Gloria Alitto Majewski
Chairman Of Finance
Frank Avila
James C. Harris
Barbara J. McGowan
Cynthia M. Santos
Patricia Young
Harry "Bus" Yourell

Metropolitan Water Reclamation District of Greater Chicago

100 EAST ERIE STREET CHICAGO, ILLINOIS 60611-3154 312-751-5600

Richard Lanyon
Director of Research & Development
312-751-5190

May 30, 2006

Mr. S. Alan Keller, P.E
Manager, Permit Section
Illinois Environmental
Protection Agency
1021 North Grand Avenue East
P.O. Box 19276
Springfield, IL 62794-9276

Dear Mr. Keller:

Subject: Metropolitan Water Reclamation District of Greater Chicago – Controlled Solids Distribution Program IEPA Permit No. 2005-SC-3793, March 2006

This letter transmits information and data for the Metropolitan Water Reclamation District of Greater Chicago (District) - Controlled Solids Distribution Program for March 2006, as required by Illinois Environmental Protection Agency Permit No. 2005-SC-3793.

Flow schematic diagrams for solids processed during March 2006 are shown in [Figure 1](#) - John E. Egan Water Reclamation Plant (WRP), [Figure 2](#) - Calumet WRP, and [Figure 3](#) - Stickney WRP.

No biosolids were distributed to any site in March 2006.

Very truly yours,

Richard Lanyon
Director
Research and Development

RL:KK:spy

Attachments

cc w/att.: Aistars (USEPA)
Sulski (IEPA)

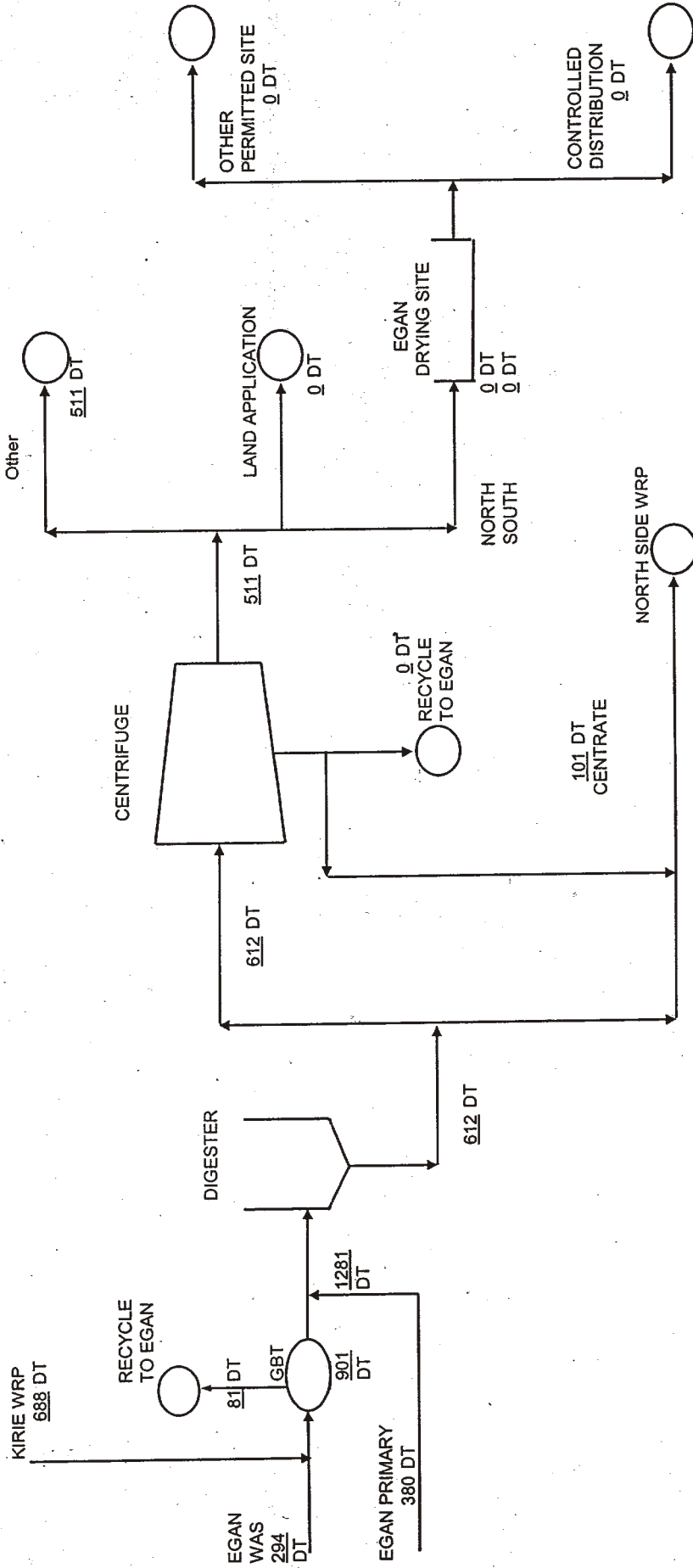
cc via MWRDGC web site:

Sobanski
Levy/Quintanilla
Sharma /Conway
Staudacher/Collins
Granato/O'Connor
Cox/Kumar/Dennison

J.E. EGAN WRP SOLIDS DISTRIBUTION-

FIGURE 1

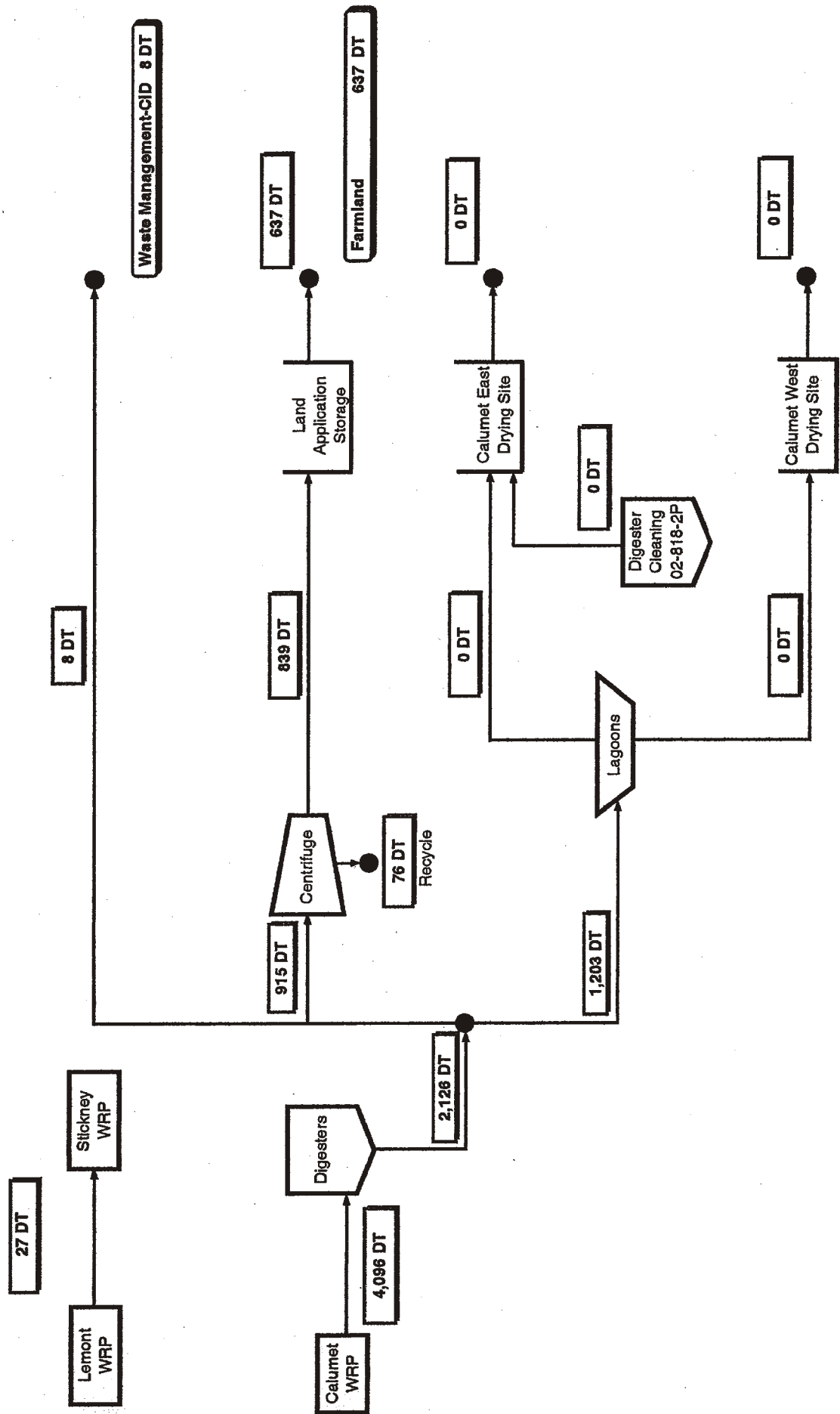
March-06



Note: Any discrepancies are due to computer rounding.

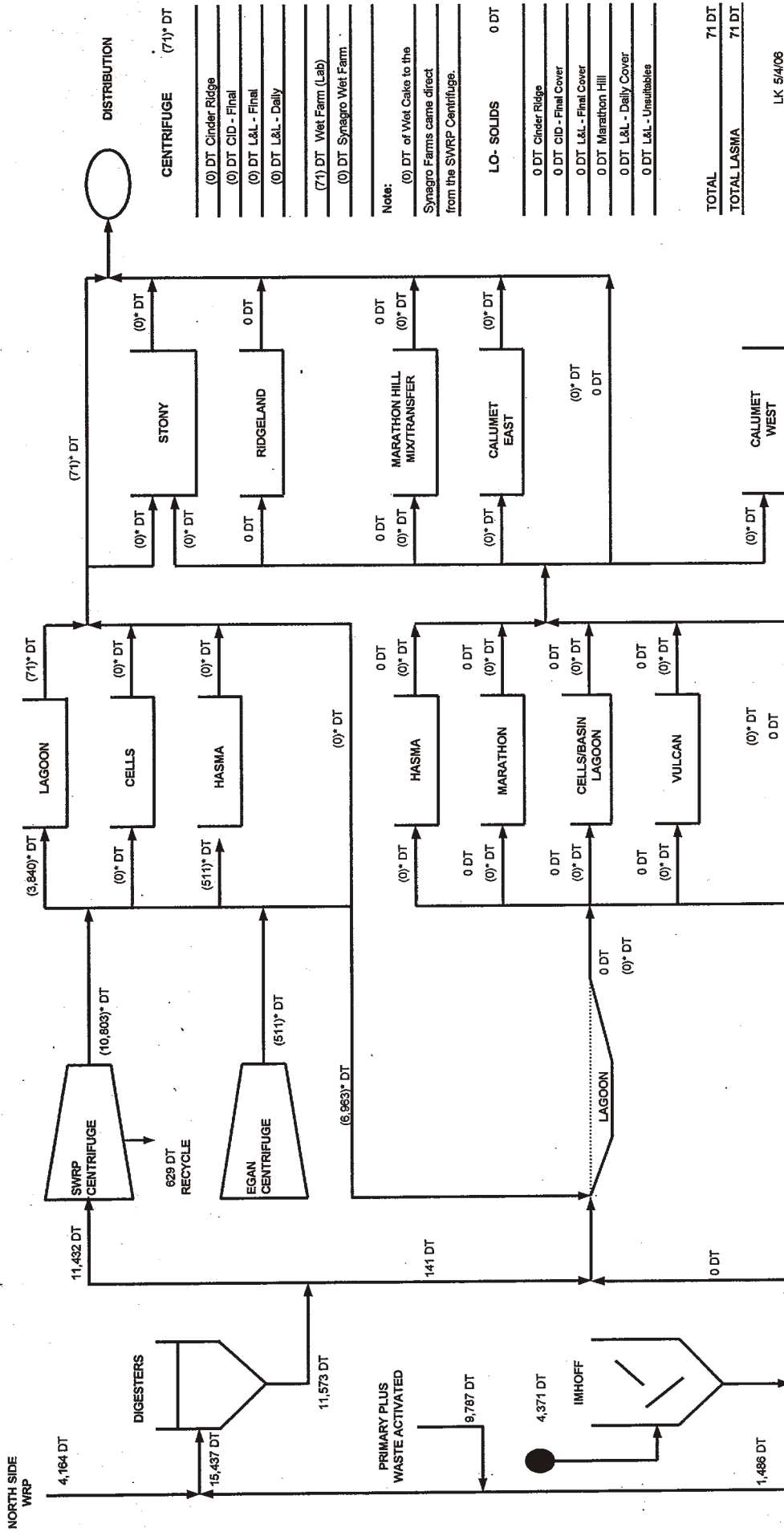
CALUMET WRP SOLIDS DISTRIBUTION - March 2006

Figure 2



STICKNEY WATER RECLAMATION PLANT SOLIDS DISTRIBUTION FOR MARCH 2006

Figure 3



DESTINATION	DT
STONY	0 DT
RIDGELAND	0 DT
MARATHON HILL MIX/TRANSFER	0 DT
CALLUMET EAST	0 DT
CALLUMET WEST	0 DT
HASMA	0 DT
MARATHON	0 DT
CELLS/BASIN LAGOON	0 DT
VULCAN	0 DT
LAGOON	0 DT
IMHOFF	1,486 DT
SWRP CENTRIFUGE	10,803 DT
EGAN CENTRIFUGE	511 DT
DIGESTERS	11,432 DT
PRIMARY PLUS WASTE ACTIVATED	9,787 DT
NORTH SIDE WRP	4,164 DT
TOTAL	71 DT

Notes:

- (0) DT of Wet Cake to the Synagro Farms came direct from the SWRP Centrifuge.
- LO- SOLIDS 0 DT
- 0 DT Cinder Ridge
- 0 DT CID - Final Cover
- 0 DT L&L - Final Cover
- 0 DT Marathon Hill
- 0 DT L&L - Daily Cover
- 0 DT L&L - Unsuitables