


Protecting Our Water Environment



Metropolitan Water Reclamation District of Greater Chicago

***RESEARCH AND DEVELOPMENT
DEPARTMENT***

REPORT NO. 06-20

MONTHLY CONTROLLED SOLIDS

DISTRIBUTION REPORT

FEBRUARY 2006 - REVISED

JUNE 2006

Protecting Our Water Environment

BOARD OF COMMISSIONERS

Terrence J. O'Brien
President
Kathleen Therese Meany
Vice President
Gloria Alitto Majewski
Chairman Of Finance
Frank Avila
James C. Harris
Barbara J. McGowan
Cynthia M. Santos
Patricia Young
Harry "Bus" Yourell

Metropolitan Water Reclamation District of Greater Chicago

100 EAST ERIE STREET CHICAGO, ILLINOIS 60611-3154 312-751-5600

June 23, 2006

Richard Lanyon
Director of Research & Development

312-751-5190

Mr. S. Alan Keller, P.E.
Manager, Permit Section
Illinois Environmental
Protection Agency
1021 North Grand Avenue East
P.O. Box 19276
Springfield, IL 62794-9276

Dear Mr. Keller:

Subject: Metropolitan Water Reclamation District of Greater Chicago – Controlled Solids Distribution Program IEPA Permit No. 2005-SC-3793, February 2006

This letter transmits revised information and data for the Metropolitan Water Reclamation District of Greater Chicago (District) - Controlled Solids Distribution Program for February 2006, as required by Illinois Environmental Protection Agency Permit No. 2005-SC-3793. The data in Figure 2 of the earlier report submitted on April 26, 2006 have been revised. Please replace the April 26, 2006 report with this revised report.

Flow schematic diagrams for solids processed during February 2006 are shown in Figure 1 - John E. Egan Water Reclamation Plant (WRP), Figure 2 - Calumet WRP, and Figure 3 - Stickney WRP.

No biosolids were distributed to any site in February 2006.

Very truly yours,

Louis Kollias
Acting Director of
Research and Development

LK:KK:spy

Attachments

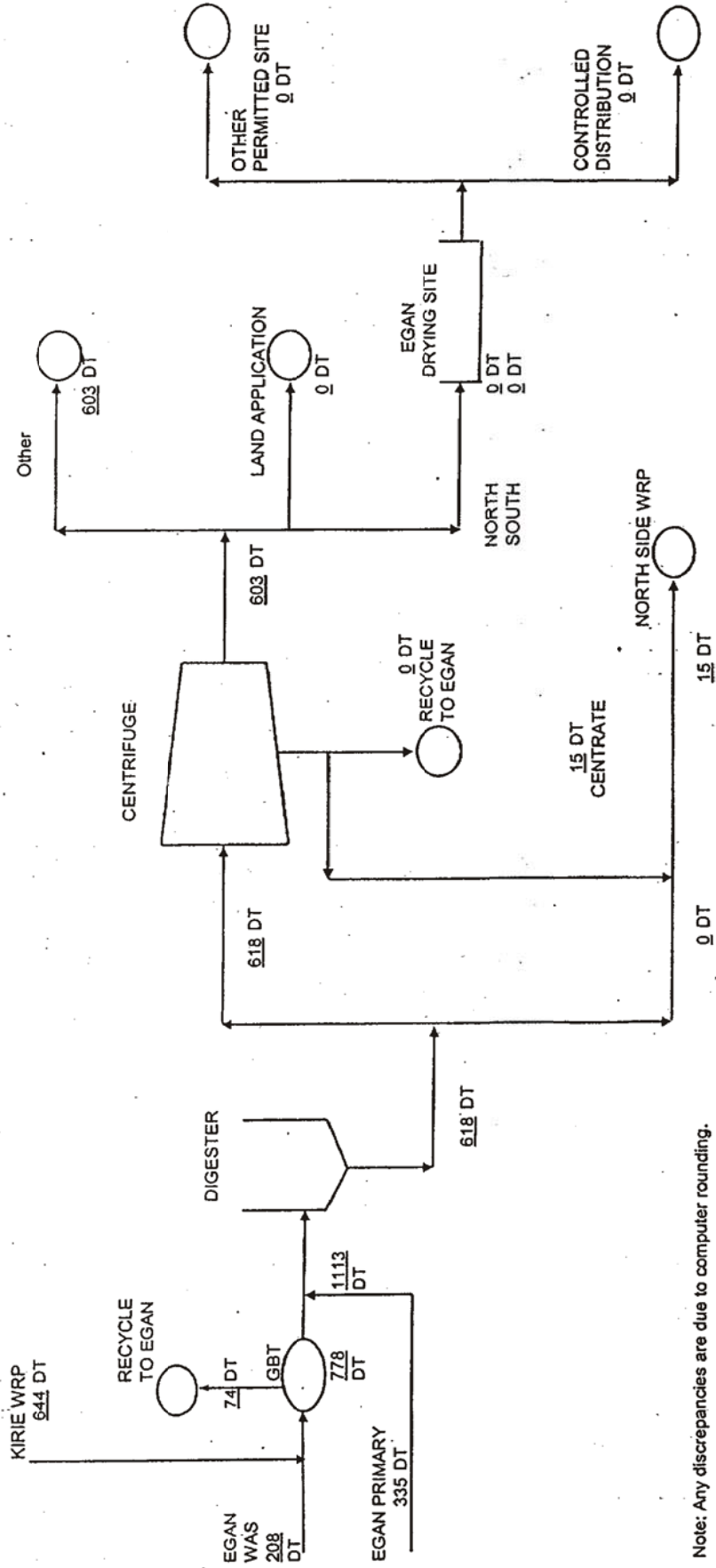
cc w/att.: Aistars (USEPA)
Sulski (IEPA)

cc via MWRDGC web site:

Sobanski
Levy/Quintanilla
Sharma /Conway
Staudacher/Collins
Granato/O'Connor
Cox/Kumar/Dennison

J.E. EGAN WRP SOLIDS DISTRIBUTION- FIGURE 1

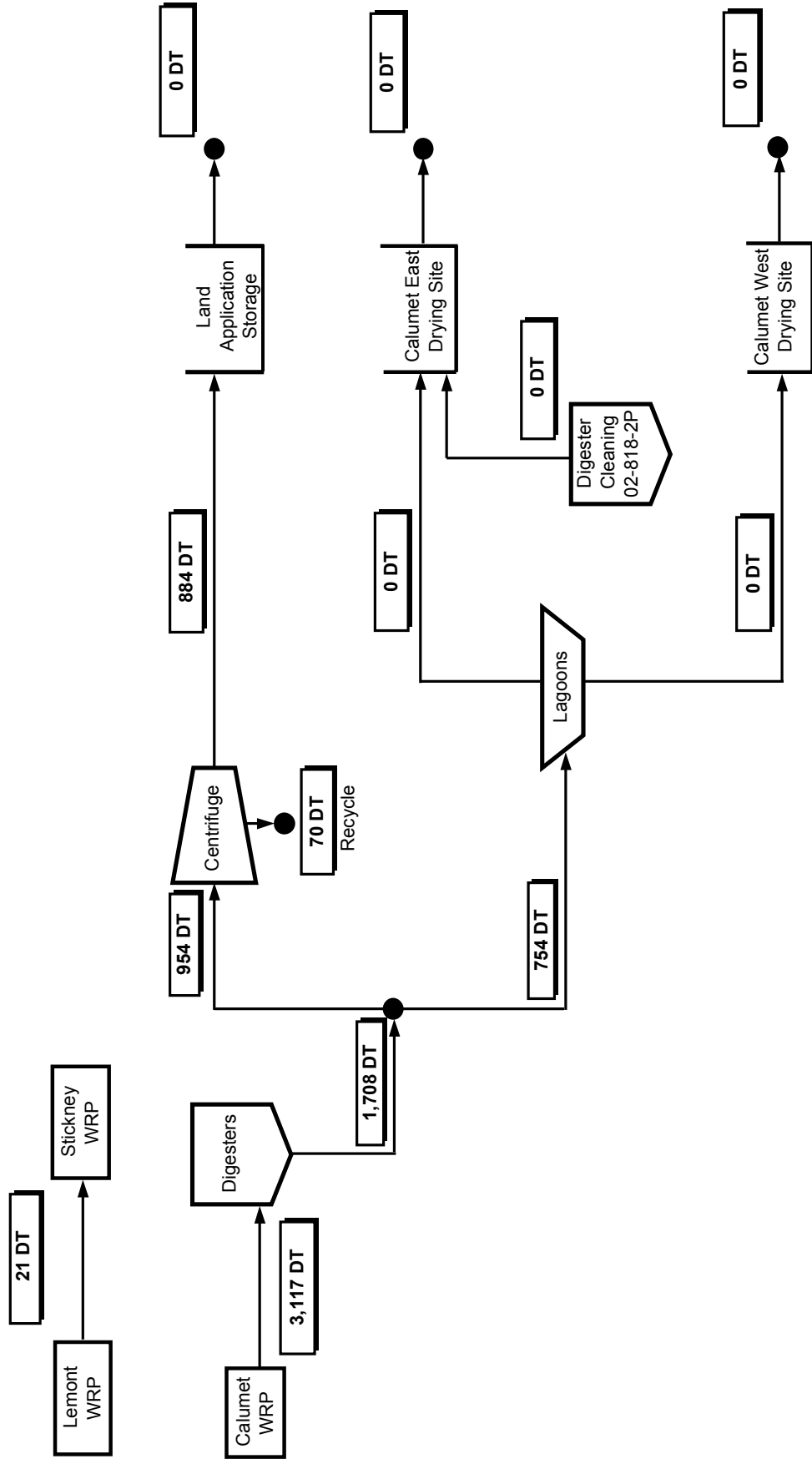
February-06



Note: Any discrepancies are due to computer rounding.

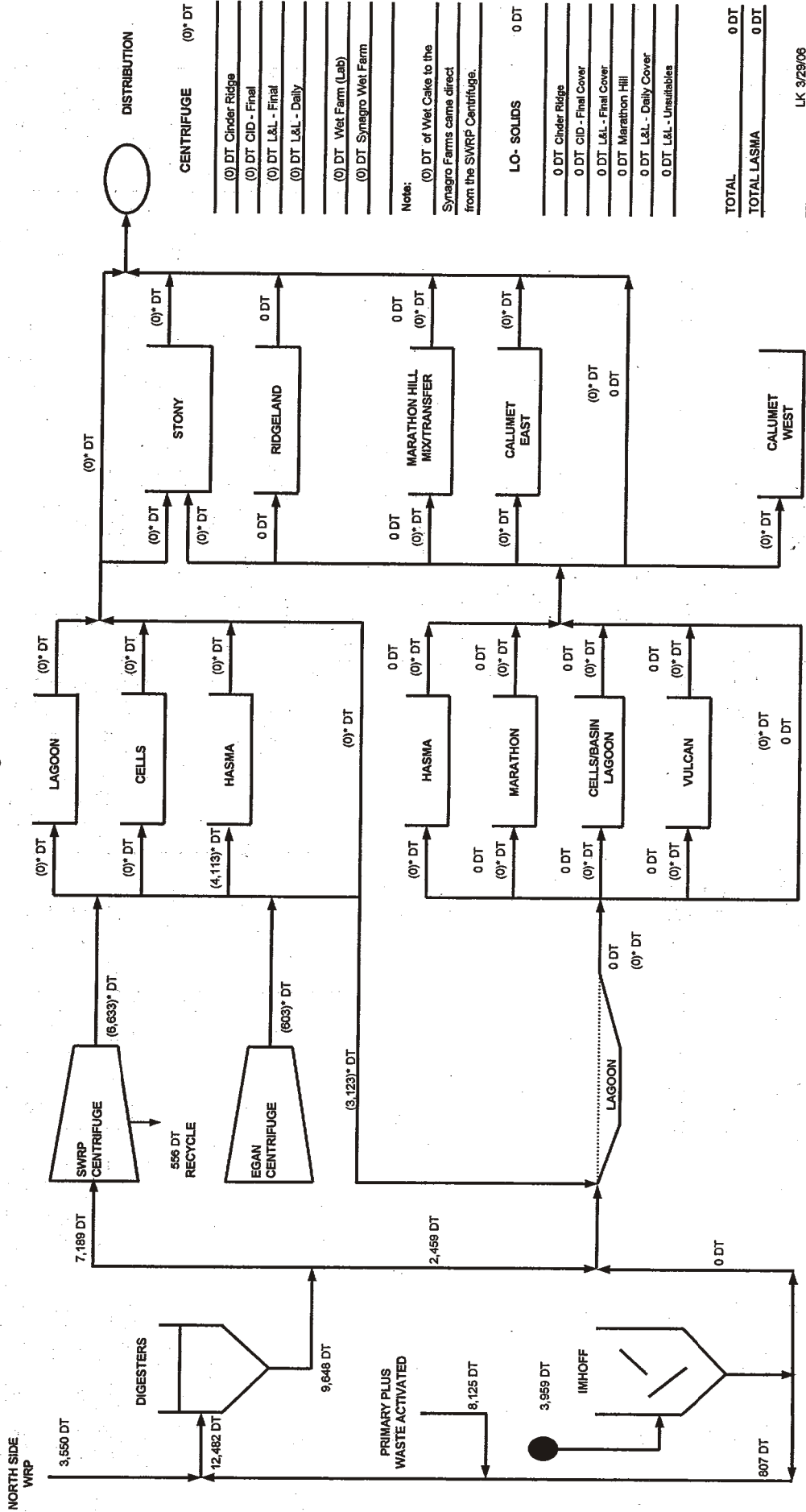
CALUMET WRP SOLIDS DISTRIBUTION - February 2006 Revised

Figure 2



STICKNEY WATER RECLAMATION PLANT SOLIDS DISTRIBUTION FOR FEBRUARY 2006

Figure 3



CENTRIFUGE	(0)* DT
(0) DT Cinder Ridge	
(0) DT CID - Final	
(0) DT L&L - Final	
(0) DT L&L - Daily	
(0) DT Wet Farm (Lab)	
(0) DT Synagro Wet Farm	

Note:
 (0) DT of Wet Cake to the Synagro Farms came direct from the SWRP Centrifuge.

LO- SOLIDS	0 DT
0 DT Cinder Ridge	
0 DT CID - Final Cover	
0 DT L&L - Final Cover	
0 DT Marathon Hill	
0 DT L&L - Daily Cover	
0 DT L&L - Unsuitables	

TOTAL	0 DT
TOTAL LASMA	0 DT

LK 3/29/06

(CENTRIFUGE CAKE)*