



# 2024 BUDGET



**TENTATIVE BUDGET  
THE 2024 EXECUTIVE DIRECTOR'S RECOMMENDATIONS  
(PREVIOUSLY PRINTED) AND AMENDMENTS HEREIN  
NOVEMBER 17, 2023**



GOVERNMENT FINANCE OFFICERS ASSOCIATION

*Distinguished  
Budget Presentation  
Award*

PRESENTED TO

**Metropolitan Water Reclamation District of Greater Chicago  
Illinois**

For the Fiscal Year Beginning

**January 01, 2023**

*Christopher P. Morill*

**Executive Director**

The Government Finance Officers Association of the United States and Canada (GFOA) presented a Distinguished Budget Presentation Award to Metropolitan Water Reclamation District of Greater Chicago, Illinois for its Annual Budget for the fiscal year beginning January 1, 2023. In order to receive this award, a governmental unit must publish a budget document that meets program criteria as a policy document, as a financial plan, as an operations guide, and as a communications device.

The award is valid for a period of one year only. We believe our current budget continues to conform to program requirements, and we are submitting it to GFOA to determine its eligibility for another award.



# Metropolitan Water Reclamation District of Greater Chicago

# 2024 Budget

## Tentative Budget

The 2024 Executive Director's Recommendations  
(previously printed) and Amendments Herein

November 17, 2023

### Officers

**Brian A. Perkovich**

Executive Director

**Mary Ann Boyle**

Treasurer

**Allison Fore**

Public & Intergovernmental Affairs Officer

**Sean T. Kelly**

Director of Information Technology

**Thaddeus J. Kosowski**

Director of Human Resources

**Darlene A. LoCascio**

Director of Procurement & Materials Management

**Susan T. Morakalis**

General Counsel

**John P. Murray**

Director of Maintenance & Operations

**Catherine A. O'Connor**

Director of Engineering

**Edward W. Podczerwinski**

Director of Monitoring & Research

**Shellie A. Riedle**

Administrative Services Officer

**Jacqueline Torres**

Clerk/Director of Finance

For additional copies of this document, contact:

Shellie A. Riedle, Administrative Services Officer

100 East Erie Street, Chicago, IL 60611-3154

[www.mwr.org](http://www.mwr.org)

### Board of Commissioners



**Kari K. Steele**

President

**Patricia Theresa Flynn**

Vice President

**Marcelino Garcia**

Chairman of Finance

**Precious Brady-Davis**

Commissioner

**Yumeka Brown**

Commissioner

**Cameron Davis**

Commissioner

**Daniel Pogorzelski**

Commissioner

**Eira L. Corral Sepúlveda**


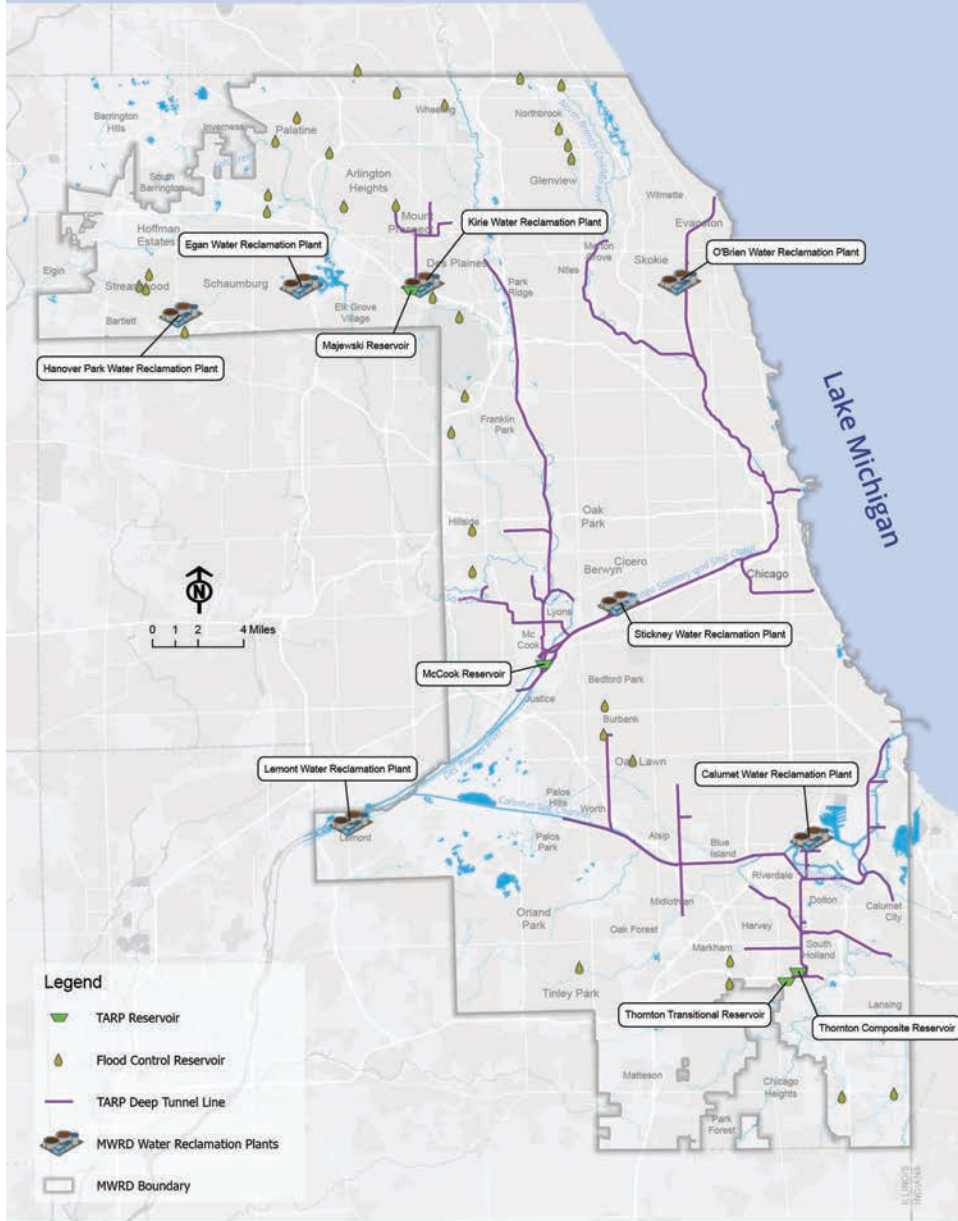
Commissioner

**Mariyana T. Spyropoulos**

Commissioner



# MWRD Summary of Wastewater Reclamation Services



**RESIDENTS  
5.19 MILLION  
SERVED**



**882.1 SQUARE  
MILES SERVED**



**7 AWARD WINNING  
WATER RECLAMATION  
PLANTS**



**TREATMENT CAPACITY  
OVER 2.0 BILLION  
GALLONS PER DAY**



**NEARLY 500  
BILLION GALLONS  
TREATED PER YEAR**



**AVERAGE OF 1.2  
BILLION GALLONS  
TREATED PER DAY**

The 2024 Tentative Budget for the Metropolitan Water Reclamation District of Greater Chicago consists of the Executive Director's Recommendations (previously published on October 10, 2023) and amendments approved by the Committee on Budget and Employment on November 2, 2023. This supplement to the Executive Director's Recommendations includes all of the Line Item Analysis schedules for each department with the recommendations of the Committee on Budget and Employment. A Position Analysis schedule is included only for departments where changes occurred due to actions taken at the November 2, 2023 Committee on Budget and Employment meeting. All changes are highlighted.

## TABLE OF CONTENTS

Transmittal Letter, President, Board of Commissioners .....	1
Major Budget Amendments Impacting the 2024 Tentative Budget .....	5
Report of Committee on Budget and Employment .....	6
Comparative Statement of Appropriations, Tax Levies, and Tax Rates .....	8
Account and Personnel Summary Comparison (Table) .....	10
All Funds Summary of Revenue, Expenditures, and Net Assets Appropriable, 2024-2022 .....	12
Summary of Revenue and Expenditures, 2024-2023 .....	13
Capital Funds Financial Narrative .....	15
Construction Fund Estimated Balance Sheet, 2024-2023 .....	16
Corporate Fund Line Item Analysis and Position Analysis .....	17
Board of Commissioners .....	21
General Administration .....	22
Monitoring & Research .....	24
Procurement & Materials Management .....	26
Human Resources .....	31
Information Technology .....	33
Law .....	38
Finance .....	39
Maintenance & Operations - All Divisions: .....	40
General Division .....	43
North Service Area .....	45
Calumet Service Area .....	47
Stickney Service Area .....	49
Engineering .....	52
Capital Budget .....	54
Stormwater Management Fund .....	59
Reserve Claim Fund .....	63
Page Reference Guide .....	64

**NOTE PAGE**

Metropolitan Water Reclamation District of Greater Chicago

100 EAST ERIE STREET

CHICAGO, ILLINOIS 60611-3154

312.751.5600

November 17, 2023

The Honorable Members of the Board of Commissioners  
OFFICE

Honorable Ladies and Gentlemen:

The Metropolitan Water Reclamation District of Greater Chicago (District) 2024 Budget, as presented by the Executive Director and revised by the Committee on Budget and Employment, is a \$1.4 billion fiscally responsible spending plan that invests in public infrastructure, responds to inflationary cost increases, and considers the long-term environmental and financial implications of all programs and projects. The District continues to maintain an aggressive Capital Improvement Program that addresses infrastructure needs and optimizes the life cycle of critical assets. Additionally, the District remains committed to fully funding the MWRD Retirement Fund by 2050 and has contributed \$30.0 million in advance funding in 2022 and 2023. The 2024 Budget includes an anticipated \$31.5 million transfer of budgetary reserves and \$11.3 million from the 2022 Property Tax Levy Adjustment to maintain the Retirement Fund's funded ratio. The District's funding policies for both its Retirement Fund and Other Postemployment Benefits Fund demonstrates a commitment to long-term fiscal management.

Inflation hit record highs in 2021 and 2022 in the wake of the COVID-19 global pandemic. Over the last three years, the Corporate Fund Budget increased by \$97.7 million with inflation accounting for \$73.6 million of this increase, while the remaining \$24.1 million is attributable primarily to increases in electrical energy and processing chemicals costs. Looking ahead to 2024, economic conditions remain uncertain, which calls for a measured approach to managing the District's financial obligations.

**Committee Hearings**

The Committee on Budget and Employment received the Executive Director's Recommendations on October 10, 2023. A hearing on these recommendations was conducted on November 2, 2023, when the Executive Director and his Executive Team presented initiatives included in the 2024 Budget. The Executive Director presented a financial summary of the 2024 Budget. The District has a stable Corporate Fund and an ambitious capital improvement program.

**Operating Budget**

The District serves 129 communities covering nearly all of Cook County, treating an average of 1.2 billion gallons of water each day, with a total treatment capacity of 2.0 billion gallons per day at seven water reclamation plants (WRPs). The District controls 76.1 miles of navigable waterways and owns and operates 33 stormwater detention reservoirs to provide regional flood protection. In 2022, six of seven WRPs received National Association of Clean Water Agencies Platinum Peak Performance Awards for maintaining 100 percent compliance with National Pollutant Discharge Elimination System permits for at least five consecutive years. All seven WRPs have earned 99.2 percent or higher compliance since 2013. In 2023, the District was recognized as one of industry and community leaders who are benefiting their residents through innovative, future-focused, and transformational programs by the Utility of the Future Today program.

The Maintenance & Operations Department maintains and operates the District's facilities and has a 2024 Budget of \$281.2 million. The department's budget addresses inflation, supply chain delays, competitive labor markets, and increases in electrical energy costs. Additionally, the department continues to address future regulatory permit requirements that will impact future operating costs. A chemical phosphorus removal facility is scheduled to be operational in 2023 in order to meet the Calumet WRP's effluent phosphorus limit of 1.0 mg/L in January 2024. The chemical cost to remove phosphorus at the Calumet WRP is estimated to be \$13.0 million to \$15.0 million annually.



The Calumet Water Reclamation Plant is one of seven wastewater treatment facilities which serves residents and businesses in the southern portion of Cook County.



The District has a long history of proactive and responsible financial management. The 2024 Corporate Fund Budget is \$497.0 million, an increase of \$21.9 million from the 2023 Adjusted Budget, reflecting strong revenue performance as Personal Property Replacement Tax disbursements from the State of Illinois continue to outperform expectations and return positive results.

### Capital Budget

The District's ambitious 2024 Capital Improvement Program (CIP) modernizes aging infrastructure, prepares for changing effluent permit conditions, and addresses stormwater management capital projects. The 2024 Capital Improvement Program Budget is \$428.4 million. Of the total budget, 39.0 percent is dedicated to projects at the seven WRPs, including phosphorus removal modifications, battery improvements, and other projects necessary to modernize century-old facilities. In addition to work at the WRPs, the 2024 CIP includes \$57.5 million, or 13.4 percent, for four intercepting sewer rehabilitation projects.

Long-range capital planning is critical to ensuring that the District continues to improve efficiency and protect the water environment while remaining affordable for the taxpayer. In addition to grant funding, the District utilizes State Revolving Fund loans, general obligation bonds, and pay-as-you-go funding to maximize taxpayer value. Recognizing the need to invest in modernizing aging infrastructure, the District will continue to allocate \$25.0 million in Personal Property Replacement Tax revenue to the Construction Fund each year from 2024-2028, enhancing the CIP funding mix. The 2024 funding ratio is 60.9 percent general obligation bonds, 22.3 percent pay-as-you-go financing, 10.6 percent State Revolving Fund loans, and 6.2 percent grants and reimbursements.

### Stormwater Management

Climate change and changing weather patterns with intense bursts of precipitation can quickly overwhelm systems throughout the region. The District has been proactive addressing climate changes and on May 4, 2023, adopted a Climate Action Plan to outline a path forward for the agency to contribute toward reducing its carbon footprint and adapt to climate change-related impacts. The Climate Action Plan was developed by an interdepartmental task force and presented for public review prior to adoption.

The District partners with communities to build capital improvement and green infrastructure projects that address regional and local flooding issues and manages a flood-prone property acquisition program that removes homes built in the floodplain. To date, the District has advanced over 250 stormwater management projects.

The District has been successful in obtaining grant funding for stormwater management projects and secured \$19.2 million through reimbursements from the Army Corps of Engineers to help fund the Robbins Stormwater Park and Midlothian Creek restoration project that will increase the existing stormwater drainage system, mitigate flooding for homes and businesses, strengthen the community, and revitalize Robbins.

The Addison Creek Channel improvements project is another example of a construction project that will receive \$9.9 million from the Hazard Mitigation Grant Program to lower, widen, and stabilize the existing channel to allow for a higher flow of water to pass through during a flooding event. This enlarged water conveyance will decrease overbank flooding and lower the risk of residential and industrial property damage adjacent to the channel in six Cook County communities.

The 2024 Budget continues the District's commitment to reduce flooding. The 2024 Stormwater Management Fund Budget is \$129.9 million to further our investment in flood control projects and support of local stormwater issues. The 2024 Property Tax Levy is \$57.5 million.



*The District completed construction of the Addison Creek Reservoir and formally opened it at a ribbon cutting in August 2023.*

### 2021-2025 Strategic Plan

The District's annual budget preparation process continues to rely on Strategic Plan principles of Engagement, Collaboration, Equity, Innovation, and Resilience to inform development of strategies, initiatives, and funding priorities. The 2021-2025 Strategic Plan concluded its second year in June 2023 and is approximately 30 percent completed. A majority of the Strategic Plan's activities are expected to conclude towards the end of the five-year period, but accomplishments during the second year include:

- Sustained a high rate of compliance with National Pollutant Discharge Elimination System requirements at all seven water reclamation plants;



- Adopted a Climate Action Plan to outline a strategy to reduce greenhouse gas emissions;
- Launched the District's first-ever Strategic Plan dashboard to provide stakeholders with periodic updates on Strategic Plan progress and developments and improve the user experience through the incorporation of more robust data;
- Selected 10 area green infrastructure installations to support resilient communities throughout Cook County;
- Adopted an Environmental Justice Policy promoting diversity, equity, and inclusion and integrating environmental justice considerations into all programs, policies, and activities;
- Completed its 34th green schoolyard transformation;
- Achieved a credit rating upgrade to AA+ from Standard & Poor's Global Ratings.



*Native plants and pollinators are thriving in the rain gardens in the green infrastructure project in Franklin Park.*

The 2024 Budget includes \$13.6 million to support the Strategic Plan implementation including three additional positions to coordinate District-wide environmental justice and diversity, equity, and inclusion related activities in support of District's Strategic Plan Goals and to ensure competitive business opportunities for minority, women, small, and veteran business enterprises in District contracts. Major District-wide performance indicators for each of the five Strategic Goals and the status of these measures can be found on the Strategic Plan Hub ([www.mwrd.org/strategic-plan](http://www.mwrd.org/strategic-plan)).

**Financial Summary**

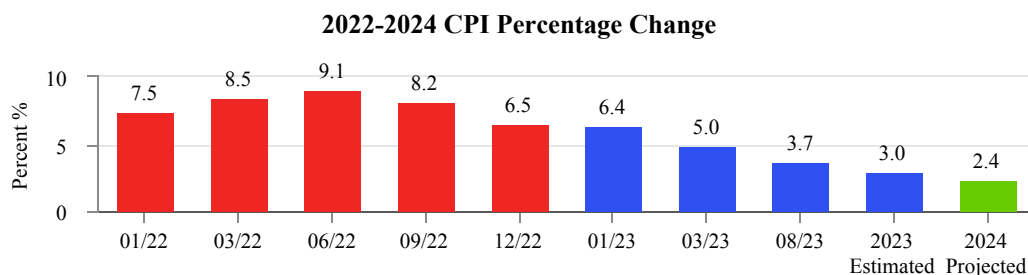
The District continues to maintain a AAA bond rating from Fitch Ratings and a AA+ bond rating from Standard & Poor's Global Ratings. The District was upgraded to an Aa1 stable credit rating from Moody's Investor Services in recognition of its strong financial operations and reserves that have facilitated significant increases in pension contributions in recent years.

On April 22, 2022, the Governor signed Public Act 102-0707 allowing the District to issue up to \$600 million of Pension Obligation Bonds, the authorization has no sunset date, and the unlimited tax bonds would be excepted from debt service extension base limitations. In 2024, the District will reevaluate and complete a full analysis of a potential bond sale based upon varying interest rates. Any bond issuance will only be pursued if an optimal low interest rate environment provided the opportunity.



*A boat cruises along the Chicago Sanitary and Ship Canal near the McCook Reservoir.*

The District's property tax levy is statutorily limited in the aggregate to an annual increase of five percent or the Consumer Price Index (CPI), whichever is lower for all purposes except Stormwater Management and the payment of bond redemption and interest. While CPI is projected to end 2023 at approximately 3.0 percent, the District recommends a 2.3 percent increase in the aggregate and a 2.1 percent increase to the overall tax levy, demonstrating the District's continued commitment to providing taxpayer value to the residents of Cook County.



The District’s tax levy and appropriation for the 2024 Budget, compared to the 2023 Budget as Adjusted is:

	<u>2024</u>		<u>2023 Adjusted</u>		<b>Increase (Decrease)</b>	<b>Percent Change</b>
Total Tax Levy \$	693,692,444	\$	679,676,607	\$	14,015,837	2.1%
Aggregate Levy \$	386,763,700	\$	378,245,000	\$	8,518,700	2.3%
Appropriation \$	1,361,511,835	\$	1,432,153,683	\$	(70,641,848)	(4.9)%

**Conclusion**

Using the Strategic Plan as a guideline to establish priorities, the operation, maintenance, and investment in the District’s infrastructure, flood control projects, and other essential services will continue to receive primary focus. The 2024 Budget continues our conservative fiscal management and includes the policies, objectives, and resources to allow the District to remain true to our mission of protecting our water environment and the health of the residents of Cook County.

Respectfully submitted,



Kari K. Steele  
 President, Board of Commissioners

## *Budget Amendments*

### **Major Budget Amendments Impacting the 2024 Tentative Budget**

The 2024 Executive Director’s Recommended Budget was presented to the Board of Commissioners on October 10, 2023 according to the budget process detailed on pages 27 - 29 of the 2024 Executive Director's Recommendations.

The purpose of this section is to describe budgetary amendments between the Executive Director’s Recommendations and the Tentative Budget. The total appropriation increased by \$1,370,800, or 0.10 percent, from the 2024 Executive Director’s Recommendations of \$1.360 billion to \$1.362 billion due to the increase to the Construction Fund. No changes to the property tax levies or user fees were necessary to support these increases.

The Corporate Fund, Retirement Fund, Reserve Claim Fund, Capital Improvements Bond Fund, Stormwater Management Fund, and Bond Redemption & Interest Fund are presented without modification from the 2024 Executive Director’s Recommendations.

	<b>Appropriations</b>				
	<b>2024 Executive Director's Recommendations</b>	<b>2024 Tentative Budget</b>	<b>Increase (Decrease)</b>	<b>Percent Change</b>	
Corporate Fund	\$ 496,985,500	\$ 496,985,500	\$ —	— %	
Construction Fund	59,966,100	61,336,900	1,370,800	2.29 %	
Retirement Fund	129,207,295	129,207,295	—	— %	
Reserve Claim Fund	52,315,900	52,315,900	—	— %	
Capital Improvements Bond Fund	255,991,200	255,991,200	—	— %	
Stormwater Management Fund	129,919,300	129,919,300	—	— %	
Bond Redemption & Interest Fund	235,755,740	235,755,740	—	— %	
<b>Total Budget</b>	<b>\$ 1,360,141,035</b>	<b>\$ 1,361,511,835</b>	<b>\$ 1,370,800</b>	<b>0.10 %</b>	

### **Corporate Fund**

The Corporate Fund is the District’s general operating fund and includes appropriation requests for all the day-to-day operational costs anticipated for 2024. The total appropriation request for the Corporate Fund is \$497.0 million, unchanged from the 2024 Executive Director’s Recommendations. The net zero changes in the proposed appropriation are due to changes in cost estimates and personnel.

### **Construction Fund**

The Construction Fund finances smaller construction projects on a pay-as-you-go basis. The total appropriation request for the Construction Fund increased by \$1,370,800, or 2.29 percent, from the 2024 Executive Director’s Recommendations of \$60.0 million to \$61.3 million. The change in appropriation is primarily due to revised project schedules.

CHICAGO, November 17, 2023

**REPORT OF COMMITTEE ON BUDGET AND EMPLOYMENT**

Presented to the Board of Commissioners of the  
Metropolitan Water Reclamation District of Greater Chicago

*To the Honorable Members of the Board of Commissioners  
of the Metropolitan Water Reclamation District of Greater  
Chicago*

LADIES AND GENTLEMEN:

Your President of the Board of Commissioners respectfully reports that she has under consideration the resources of the Metropolitan Water Reclamation District of Greater Chicago and its estimated receipts, together with the sum of money required to be appropriated to defray the necessary expenses and liabilities of the Metropolitan Water Reclamation District of Greater Chicago for the fiscal year beginning January 1, 2024 and ending December 31, 2024, as prepared and submitted by the Executive Director in the document entitled "2024 Budget - Executive Director's Recommendations - October 10, 2023," which document is incorporated by reference herein, made a part hereof and attached hereto.

Your President of the Board of Commissioners has duly considered and reviewed the above budget estimates and revised and amended the same, in certain particulars, which estimates, as amended, were and are approved by your President of the Board of Commissioners and are submitted herewith in final revised form, setting forth the details of the estimates of the resources, revenues and expenditures for the future consideration, review, adoption, and passage by the Board of Commissioners. Your President of the Board of Commissioners further reports that in the consideration and revision of the estimated resources and departmental expenditures, it has received, considered, and transmits them herewith for the guidance of the Board of Commissioners and for public information. The budget estimates are prepared and made up of the following three parts:

- a. General Budget summary setting forth the aggregate figures of the budget in such manner as to show the balanced relations between the total proposed expenditures and the total anticipated revenues and other means of financing the budget for the fiscal year ending December 31, 2024, contrasted with the actual receipts and disbursement figures for the preceding year and the estimated figures for the current year. The budget of the Corporate Fund, Construction Fund, Capital Improvements Bond Fund, and Stormwater Management Fund has been planned and balanced with receipts on an actual cash basis and expenditures on an accrual basis pursuant to Statutes,
- b. The several estimates, statements and other detail, and the complete financial plan for the budget year, set forth as required in Section 5.3 of the Metropolitan Water Reclamation District Act (Chap. 70, Sec. 2605/5.3, Illinois Compiled Statutes),
- c. Complete draft of the Appropriation Ordinances and Tax Levy Ordinances required to give legal sanction to the appropriation when approved and adopted by the Board of

Commissioners of the Metropolitan Water Reclamation District of Greater Chicago.

Your President of the Board of Commissioners further reports that she has prepared and herewith transmits a draft of Ordinances to be adopted and passed by the Board of Commissioners entitled:

"Annual Appropriation Ordinance of the Metropolitan Water Reclamation District of Greater Chicago for the fiscal year beginning January 1, 2024 and ending December 31, 2024";

and

"An Ordinance for the Levy of Taxes for the fiscal year beginning January 1, 2024 and ending December 31, 2024, upon all taxable property within the territorial limits of the Metropolitan Water Reclamation District of Greater Chicago as said territorial limits exist on January 1, 2024, for the purpose of providing revenues for the Metropolitan Water Reclamation District Retirement Fund and Corporate Fund";

and

"An Ordinance for the Levy of Taxes for the fiscal year beginning January 1, 2024 and ending December 31, 2024, upon all taxable property within the territorial limits of the Metropolitan Water Reclamation District of Greater Chicago as said territorial limits exist on January 1, 2024, for the purpose of providing revenues for the Construction Fund";

and

"An Ordinance for the Levy of Taxes for the fiscal year beginning January 1, 2024 and ending December 31, 2024, to pay the interest on outstanding Bonds and to discharge the principal thereof";

and

"An Ordinance for the Levy of Taxes for the fiscal year beginning January 1, 2024 and ending December 31, 2024, upon all taxable property within the territorial limits of the Metropolitan Water Reclamation District of Greater Chicago as said territorial limits exist on January 1, 2024, for the purpose of providing revenues for the Reserve Claim Fund";

and

"An Ordinance for the Levy of Taxes for the fiscal year beginning January 1, 2024 and ending December 31, 2024, upon all taxable property within the territorial limits of the Metropolitan Water Reclamation District of Greater Chicago as said territorial limits exist on January 1, 2024,



for the purpose of providing revenues for the Stormwater Management Fund”;

Your President of the Board of Commissioners also recommends the passage of the following Orders:

Ordered: That the foregoing report and budget estimates as transmitted by the President of the Board of Commissioners, and the following Ordinances submitted with said report, which have not been adopted be and the same are hereby received for the consideration, adoption and passage by the Board of Commissioners of the Metropolitan Water Reclamation District of Greater Chicago:

“Annual Appropriation Ordinance of the Metropolitan Water Reclamation District of Greater Chicago for the fiscal year beginning January 1, 2024 and ending December 31, 2024”;

and

“An Ordinance for the Levy of Taxes for the fiscal year beginning January 1, 2024 and ending December 31, 2024 upon all taxable property within the territorial limits of the Metropolitan Water Reclamation District of Greater Chicago as said territorial limits exist on January 1, 2024, for the purpose of providing revenues for the Metropolitan Water Reclamation District Retirement Fund and Corporate Fund”;

and

“An Ordinance for the Levy of Taxes for the fiscal year beginning January 1, 2024 and ending December 31, 2024, upon all taxable property within the territorial limits of the Metropolitan Water Reclamation District of Greater Chicago as said territorial limits exist on January 1, 2024, for the purpose of providing revenues for the Construction Fund”;

and

“An Ordinance for the Levy of Taxes for the fiscal year beginning January 1, 2024 and ending December 31, 2024, to pay the interest on outstanding Bonds and to discharge the principal thereof”;

and

“An Ordinance for the Levy of Taxes for the fiscal year beginning January 1, 2024 and ending December 31, 2024, upon all taxable property within the territorial limits of the Metropolitan Water Reclamation District of Greater Chicago as said territorial limits exist on January 1, 2024, for the purpose of providing revenues for the Reserve Claim Fund”;

Approved as to Form and Legality:

General Counsel

and

“An Ordinance for the Levy of Taxes for the fiscal year beginning January 1, 2024 and ending December 31, 2024, upon all taxable property within the territorial limits of the Metropolitan Water Reclamation District of Greater Chicago as said territorial limits exist on January 1, 2024, for the purpose of providing revenues for the Stormwater Management Fund”;

and it is further

Ordered: That upon the adoption and passage of the Appropriation Ordinance and the above mentioned Tax Levy Ordinances, the report of your President of the Board of Commissioners, together with the complete budget and statements of the assets, the estimated resources and the revenues of the Metropolitan Water Reclamation District of Greater Chicago for the fiscal year 2024 and the Ordinances listed above which are required to give legal sanction to the appropriations when adopted and passed by the Board of Commissioners, the vote shall be entered in the Proceedings of the Board of Commissioners and the ordinances, report, budget and statements shall be printed in book form for easy reference and examination, and for controlling the expenditures by the Board of Commissioners during the fiscal year beginning January 1, 2024 and ending December 31, 2024;

and it is further

Ordered: That the report of your President of the Board of Commissioners and the Appropriation Ordinances of the Metropolitan Water Reclamation District of Greater Chicago for the year 2024 and the Tax Levy Ordinances listed above which are required to give legal sanction to the appropriation when adopted and passed by the Board of Commissioners together with the summary of estimated revenues and estimated expenditures for the year beginning January 1, 2024 and ending December 31, 2024, shall be published once before January 20, 2024, in a newspaper having general circulation within the territorial limits of the Metropolitan Water Reclamation District of Greater Chicago;

and it is further

Ordered: That the Clerk of the Metropolitan Water Reclamation District of Greater Chicago is hereby authorized and directed to carry out the aforementioned orders and to incur the necessary expenses thereof.

Respectfully submitted,

President,  
Board of Commissioners

# COMPARATIVE STATEMENT OF APPROPRIATIONS AND TAX LEVIES

## 2024-2022 ALL FUNDS

APPROPRIATIONS	2024 **	2023 AS PASSED	2023 AS ADJUSTED *	2022 ACTUAL
<b>FUND</b>				
Corporate Fund	\$ 496,985,500	\$ 475,066,000	\$ 475,066,000	\$ 438,501,500
Construction Fund	61,336,900	51,500,400	51,500,400	19,932,000
Capital Improvements Bond Fund ***	255,991,200	374,610,900	374,610,900	293,943,500
Stormwater Management Fund	129,919,300	128,982,400	128,982,400	96,981,700
Retirement Fund	129,207,295	117,915,000	117,915,000	118,754,000
Pension Obligation Bond Proceeds for transfer to Retirement Fund	—	249,204,500	—	—
Reserve Claim Fund	52,315,900	46,014,200	46,014,200	44,465,300
Bond Redemption & Interest Fund	235,755,740	238,064,783	238,064,783	281,145,736
<b>TOTAL</b>	<b>\$ 1,361,511,835</b>	<b>\$ 1,681,358,183</b>	<b>\$ 1,432,153,683</b>	<b>\$ 1,293,723,736</b>
<b>LEVIES</b>				
Corporate Fund	\$ 299,537,000	\$ 292,900,000	\$ 292,900,000	\$ 284,556,152
Construction Fund	7,000,000	7,000,000	7,000,000	7,000,000
Stormwater Management Fund	57,500,000	52,500,000	52,500,000	57,926,000
Retirement Fund	72,726,700	70,845,000	70,845,000	72,053,900
Reserve Claim Fund	7,500,000	7,500,000	7,500,000	7,500,000
Levy Adjustment PA 102-0519	\$ —	\$ —	\$ —	\$ 11,267,295
Subtotal	\$ 444,263,700	\$ 430,745,000	\$ 430,745,000	\$ 440,303,347
Bond Redemption & Interest Fund:				
Capital Improvement Bonds - Series:				
2016 Qualified Energy Conservation Limited Tax Series F	\$ 165,803	\$ 165,804	\$ 165,803	\$ 165,804
2009 Limited Tax Series	35,564,767	35,564,767	35,564,767	35,564,767
2014 Limited Tax Series C	5,760,104	3,768,135	3,768,135	2,571,244
2014 Alternate Revenue Unlimited Tax Series B ****	—	1,278,497	1,278,497	1,277,047
2016 Alternate Revenue Unlimited Tax Series E ****	3,754,145	3,756,218	3,756,218	3,756,477
Alternate Revenue Abatement ****	—	—	—	(5,033,524)
2016 Unlimited Tax Series C	1,554,404	1,554,405	1,554,405	1,554,405
2016 Limited Tax Series D	2,916,062	2,916,062	2,916,062	2,916,322
2021 Limited Tax Series A	5,446,684	5,446,684	5,446,684	5,446,684
2021 Unlimited Tax Series B	1,554,404	1,554,404	1,554,404	1,554,404
State Revolving Fund Bonds - Series: Various	101,440,060	100,393,948	100,834,812	101,874,971
State Revolving Fund Stormwater Abatement ****	—	—	—	(4,076,325)
Refunding Bonds - Series:				
2007 Unlimited Tax Series B	4,996,749	4,996,749	4,996,749	4,996,749
2007 Limited Tax Series C	8,230,725	5,541,607	5,541,607	5,541,607
2016 Unlimited Tax Series A	40,739,896	40,856,736	40,856,736	40,975,648
2016 Limited Tax Series B	6,232,642	6,344,819	6,344,819	6,467,876
2021 Limited Tax Series C	23,321,503	27,880,570	27,880,570	29,139,119
2021 Unlimited Tax Series D	1,634,974	1,634,974	1,634,974	1,634,974
2021 Unlimited Taxable Series E	2,727,560	2,727,561	2,727,561	2,727,561
2021 Alternate Revenue Unlimited Taxable Series F ****	3,388,262	2,108,804	2,108,804	2,110,450
Alternate Revenue Abatement ****	—	—	—	(2,110,450)
Subtotal Bond Redemption & Interest Fund	\$ 249,428,744	\$ 248,490,744	\$ 248,931,607	\$ 239,055,810
<b>TOTAL</b>	<b>\$ 693,692,444</b>	<b>\$ 679,235,744</b>	<b>\$ 679,676,607</b>	<b>\$ 679,359,157</b>
Abatement after the budget year ****	(11,218,732)	(11,219,844)	(11,219,844)	
<b>Total (after planned abatement)</b>	<b>\$ 682,473,712</b>	<b>\$ 668,015,900</b>	<b>\$ 668,456,763</b>	

NOTES: \* As Adjusted reflects the 2022 EAV (\$181,643,464,150) estimated to increase 4.0 percent, plus any subsequent supplemental levies.  
 \*\* 2024 reflects an estimated 3.0 percent increase in EAV from the 2023 estimate.  
 \*\*\* Prior year obligations for the Capital Improvements Bond Fund are included in the Appropriation for Liabilities.  
 \*\*\*\* As part of the plan of financing, it is intended and anticipated that tax revenues deposited in the Stormwater Management Fund be transferred to the Bond Redemption & Interest Fund and used to abate taxes levied for this issue.

# COMPARATIVE STATEMENT OF TAX RATES

## 2024-2022 ALL FUNDS

Per \$100 in Equalized Assessed Valuation (EAV)

FUND		2024 **	2023 AS PASSED	2023 AS ADJUSTED *	2022 ACTUAL
	tax rate limit				
Corporate Fund	41¢	15.25 ¢	15.68 ¢	15.50 ¢	15.70 ¢
Construction Fund	10¢	0.36	0.37	0.37	0.40
Stormwater Management Fund	5¢	2.93	2.81	2.78	3.20
Retirement Fund		3.70	3.79	3.75	4.00
Reserve Claim Fund	½ ¢	0.38	0.40	0.40	0.44
Levy Adjustment PA 102-0519		—	—	—	0.65
Subtotal		<u>22.62 ¢</u>	<u>23.05 ¢</u>	<u>22.80 ¢</u>	<u>24.39 ¢</u>
Bond Redemption & Interest Fund:					
Capital Improvement Bonds - Series:					
2016 Qualified Energy Conservation Limited Tax Series F		0.01 ¢	0.01 ¢	0.01 ¢	0.01 ¢
2009 Limited Tax Series		1.81	1.90	1.88	2.00
2014 Limited Tax Series C		0.29	0.20	0.20	0.10
2014 Alternate Revenue Unlimited Tax Series B ***		—	0.07	0.07	0.10
2016 Alternate Revenue Unlimited Tax Series E ***		0.19	0.20	0.20	0.20
Alternate Revenue Abatement ***		—	—	—	(0.30)
2016 Unlimited Tax Series C		0.08	0.08	0.08	0.10
2016 Limited Tax Series D		0.15	0.16	0.15	0.20
2021 Limited Tax Series A		0.28	0.29	0.29	0.30
2021 Unlimited Tax Series B		0.08	0.08	0.08	0.10
State Revolving Fund Bonds - Series:					
Various		5.16	5.37	5.34	5.40
Refunding Bonds - Series:					
2007 Unlimited Tax Series B		0.25	0.27	0.26	0.30
2007 Limited Tax Series C		0.42	0.30	0.29	0.30
2016 Unlimited Tax Series A		2.07	2.19	2.16	2.30
2016 Limited Tax Series B		0.32	0.34	0.34	0.40
2021 Limited Tax Series C		1.19	1.49	1.48	1.60
2021 Unlimited Tax Series D		0.08	0.09	0.09	0.10
2021 Unlimited Taxable Series E		0.14	0.15	0.14	0.20
2021 Alternate Revenue Unlimited Taxable Series F ***		0.17	0.11	0.11	0.10
Alternate Revenue Abatement ***		—	—	—	(0.10)
Subtotal Bond Redemption & Interest Fund		<u>12.69 ¢</u>	<u>13.30 ¢</u>	<u>13.17 ¢</u>	<u>13.41 ¢</u>
<b>TOTAL</b>		<u><u>35.31 ¢</u></u>	<u><u>36.35 ¢</u></u>	<u><u>35.97 ¢</u></u>	<u><u>37.80 ¢</u></u>

NOTES: \* As Adjusted reflects the 2022 EAV (\$181,643,464,150) estimated to increase 4.0 percent plus any subsequent supplemental levies.  
 \*\* 2024 reflects an estimated 3.0 percent increase in EAV from the 2023 estimate.  
 \*\*\* As part of the plan of financing, it is intended and anticipated that tax revenues deposited in the Stormwater Management Fund be transferred to the Bond Redemption & Interest Fund and used to abate taxes levied for this issue.

## ACCOUNT SUMMARY COMPARISON 2024 - 2023 ALL FUNDS

ORGANIZATION OR FUND	Account Appropriation		Increase (Decrease) 2024-2023	
	2024	2023 Adjusted	Dollars	Percent
<b>Board of Commissioners</b>	\$ 5,961,400	\$ 5,904,300	\$ 57,100	1.0
<b>General Administration</b>	27,018,200	23,448,900	3,569,300	15.2
<b>Monitoring &amp; Research</b>	34,609,800	35,659,900	(1,050,100)	(2.9)
<b>Procurement &amp; Materials Management</b>	11,291,000	11,817,300	(526,300)	(4.5)
<b>Human Resources</b>	69,348,900	67,607,300	1,741,600	2.6
<b>Information Technology</b>	22,796,900	22,895,500	(98,600)	(0.4)
<b>Law</b>	8,600,100	8,640,700	(40,600)	(0.5)
<b>Finance</b>	4,230,000	4,221,700	8,300	0.2
<b>Maintenance &amp; Operations:</b>				
<b>General Division</b>	16,483,000	16,677,700	(194,700)	(1.2)
<b>North Service Area</b>	59,662,700	58,581,600	1,081,100	1.8
<b>Calumet Service Area</b>	72,631,400	60,173,600	12,457,800	20.7
<b>Stickney Service Area</b>	132,414,000	128,778,200	3,635,800	2.8
<b>TOTAL Maintenance &amp; Operations</b>	\$ 281,191,100	\$ 264,211,100	\$ 16,980,000	6.4
<b>Engineering</b>	31,938,100	30,659,300	1,278,800	4.2
<b>TOTAL Corporate Fund</b>	\$ 496,985,500	\$ 475,066,000	\$ 21,919,500	4.6
<b>Construction Fund</b>	61,336,900	51,500,400	9,836,500	19.1
<b>Capital Improvements Bond Fund</b>	255,991,200	374,610,900	(118,619,700)	(31.7)
<b>TOTAL Capital Budget</b>	\$ 317,328,100	\$ 426,111,300	\$ (108,783,200)	(25.5)
<b>Stormwater Management Fund</b>	129,919,300	128,982,400	936,900	0.7
<b>Bond Redemption &amp; Interest Fund</b>	235,755,740	238,064,783	(2,309,043)	(1.0)
<b>Retirement Fund</b>	129,207,295	117,915,000	11,292,295	9.6
<b>Reserve Claim Fund</b>	52,315,900	46,014,200	6,301,700	13.7
<b>GRAND TOTAL</b>	<u>\$ 1,361,511,835</u>	<u>\$ 1,432,153,683</u>	<u>\$ (70,641,848)</u>	<u>(4.9)</u>



**PERSONNEL SUMMARY COMPARISON  
2024 - 2022 ALL FUNDS**

ORGANIZATION OR FUND	Proposed FTEs 2024	Budgeted FTEs 2023	Actual FTEs 2022	Increase (Decrease) 2024-2023	
				FTEs	Percent
<b>Board of Commissioners</b>	37	37	36	—	—
<b>General Administration</b>	136	129	120	7	5.4
<b>Monitoring &amp; Research</b>	289	289	286	—	—
<b>Procurement &amp; Materials Management</b>	56	60	55	(4)	(6.7)
<b>Human Resources</b>	98	96	87	2	2.1
<b>Information Technology</b>	73	68	58	5	7.4
<b>Law</b>	38	38	37	—	—
<b>Finance</b>	27	27	27	—	—
<b>Maintenance &amp; Operations:</b>					
<b>General Division</b>	101	99	88	2	2.0
<b>North Service Area</b>	240	241	240	(1)	(0.4)
<b>Calumet Service Area</b>	197	197	195	—	—
<b>Stickney Service Area</b>	380	379	403	1	0.3
<b>TOTAL Maintenance &amp; Operations</b>	918	916	926	2	0.2
<b>Engineering</b>	197	197	186	—	—
<b>TOTAL Corporate Fund</b>	1,869	1,857	1,818	12	0.6
<b>Construction Fund</b>	—	—	—	—	—
<b>Capital Improvements Bond Fund</b>	—	—	—	—	—
<b>TOTAL Capital Budget</b>	—	—	—	—	—
<b>Stormwater Management Fund</b>	99	100	97	(1)	(1.0)
<b>Bond Redemption &amp; Interest Fund</b>	—	—	—	—	—
<b>Retirement Fund</b>	—	—	—	—	—
<b>Reserve Claim Fund</b>	—	—	—	—	—
<b>GRAND TOTAL</b>	1,968	1,957	1,915	11	0.6

**ALL FUNDS**  
**SUMMARY OF REVENUE, EXPENDITURES, AND NET ASSETS APPROPRIABLE (b)**  
**2024 BUDGETED, 2023 ESTIMATED, AND 2022 ACTUAL**

(In Thousands)

	FUND							TOTAL
	CORPORATE	CAPITAL IMPROVEMENTS BOND	CONSTRUCTION	STORMWATER MANAGEMENT	RETIREMENT (d)	BOND REDEMPTION & INTEREST (d)	RESERVE CLAIM (d)	
<b>2024 BUDGETED</b>								
Net Assets Appropriable (b)	\$ 294,981.4	\$ (106,450.9)	\$ 28,180.9	\$ 65,358.3	\$ 86,440.0	\$ 224,011.7	\$ 50,798.9	\$ 643,320.3
Net Assets Appropriated	\$ 67,550.5	\$ (106,450.9)	\$ 28,180.9	\$ 65,358.3	\$ 86,440.0	\$ 224,011.7	\$ 50,798.9	\$ 415,889.4
Revenue	429,435.0	362,442.1	33,156.0	64,561.0	42,767.3	11,744.0	1,517.0	945,622.4
Appropriation	\$ 496,985.5	\$ 255,991.2	\$ 61,336.9	\$ 129,919.3	\$ 129,207.3	\$ 235,755.7	\$ 52,315.9	\$ 1,361,511.8
<b>2023 ESTIMATED</b>								
Beginning Net Assets Appropriable as adjusted (c)	\$ 233,444.8	\$ 199,912.9	\$ 10,637.9	\$ 53,083.1	\$ 87,915.0	\$ 224,307.0	\$ 48,437.3	\$ 857,738.0
Revenue	402,797.1	71,635.0	42,582.0	56,890.7	30,000.0	13,757.8	1,351.5	619,014.1
Adjustment for 2023 receipts (a)	62,240.4	—	2,324.3	14,448.5	—	—	—	79,013.2
Expenditures	(403,500.9)	(112,400.0)	(26,101.4)	(60,500.0)	(117,915.0)	(238,064.8)	(5,500.0)	(963,982.1)
Ending Net Assets Appropriable	\$ 294,981.4	\$ 159,147.9	\$ 29,442.8	\$ 63,922.3	\$ —	\$ —	\$ 44,288.8	\$ 591,783.2
<b>2022 ACTUAL</b>								
Beginning Net Assets Appropriable as adjusted (c)	\$ 199,024.5	\$ 240,052.2	\$ 11,648.1	\$ 44,528.1	\$ 88,754.0	\$ 270,976.5	\$ 44,133.8	\$ 899,117.2
Revenue	445,818.7	41,888.2	5,448.9	51,965.1	—	10,169.2	479.3	555,769.4
Expenditures	(381,398.4)	(82,027.5)	(6,459.1)	(43,410.1)	(118,754.0)	(281,145.7)	(4,335.4)	(917,530.2)
Ending Net Assets Appropriable	\$ 263,444.8	\$ 199,912.9	\$ 10,637.9	\$ 53,083.1	\$ (30,000.0)	\$ —	\$ 40,277.7	\$ 537,356.4
Adjusted NAA 1/1/2023	\$ 295,685.2		\$ 12,962.2	\$ 67,531.6				
Adjustment (a)	\$ 62,240.4		\$ 2,324.3	\$ 14,448.5				

(a) Adjustment to NAA required due to current 2023 estimate on collection of property tax levies and PPRT. See the Balance Sheets and Appropriable Revenue statements 01/01/2023 for the Corporate (pages 84 - 85), Construction (pages 92 - 93), and Stormwater Management (pages 95 - 96) Funds. The adjustment is reflected in the 2023 revenues.

(b) This statement is a summary presentation of pages 67 - 69, separating current revenue and NAA from the revenue category.

(c) Ending NAA for one year are revised for accounting adjustments, equity transfers, and changes in the amount of designations to establish beginning net assets for the next year.

(d) Revenue for the Retirement, Bond Redemption & Interest, and Reserve Claim Funds does not include the current year tax levies, which are reflected in the next year's NAA.

**ALL FUNDS  
SUMMARY OF REVENUE AND EXPENDITURES  
2024 BUDGETED**

(In Thousands)

	FUND							TOTAL
	CORPORATE	CAPITAL IMPROVEMENTS BOND*	CONSTRUCTION	STORMWATER MANAGEMENT	RETIREMENT	BOND REDEMPTION & INTEREST	RESERVE CLAIM	
<b>REVENUE</b>								
Net Assets Appropriable (a)	\$ 294,981.4	\$ (106,450.9)	\$ 28,180.9	\$ 65,358.3	\$ 86,440.0	\$ 224,011.7	\$ 50,798.9	\$ 643,320.3
Reserve for Transfer to Retirement Fund	(31,500.0)	—	—	—	31,500.0	—	—	—
2022 Levy Adjustment to Retirement Fund	(11,267.3)	—	—	—	11,267.3	—	—	—
Budget Reserve	(184,663.6)	—	—	—	—	—	—	(184,663.6)
Net Property Taxes	289,053.2	—	6,755.0	55,487.5	—	—	—	351,295.7
Personal Property Replacement Tax	47,445.3	—	25,000.0	—	—	—	—	72,445.3
Working Cash Borrowings Adjustment	(6,898.5)	—	(105.0)	(862.5)	—	—	—	(7,866.0)
Bond Sales (Present & Future)	—	286,101.1	—	—	—	—	—	286,101.1
Reimbursements	—	—	—	—	—	—	—	—
Grants (Federal & State)	2,900.0	12,000.0	—	17,025.0	—	—	—	31,925.0
Investment Income	13,075.0	12,341.0	1,496.0	1,341.0	—	2,214.0	1,517.0	31,984.0
State Revolving Fund Loans	—	50,000.0	—	—	—	—	—	50,000.0
Property & Services	31,500.0	—	—	1,100.0	—	—	—	32,600.0
User Charge	36,000.0	—	—	—	—	—	—	36,000.0
TIF Differential Fee & Impact Fee	10,000.0	—	—	—	—	—	—	10,000.0
Equity Transfer for Stormwater Bond Payment	—	—	—	(9,530.0)	—	9,530.0	—	—
Resource Recovery	300.0	—	—	—	—	—	—	300.0
Miscellaneous	6,060.0	2,000.0	10.0	—	—	—	—	8,070.0
<b>TOTAL REVENUE</b>	<b>\$ 496,985.5</b>	<b>\$ 255,991.2</b>	<b>\$ 61,336.9</b>	<b>\$ 129,919.3</b>	<b>\$ 129,207.3</b>	<b>\$ 235,755.7</b>	<b>\$ 52,315.9</b>	<b>\$ 1,361,511.8</b>
<b>EXPENDITURES</b>								
Board of Commissioners	\$ 5,961.4	\$ —	\$ —	\$ —	\$ —	\$ —	\$ —	\$ 5,961.4
General Administration	27,018.2	—	—	—	—	—	—	27,018.2
Monitoring & Research	34,609.8	—	—	—	—	—	—	34,609.8
Procurement & Materials Mgmt.	11,291.0	—	—	—	—	—	—	11,291.0
Human Resources	69,348.9	—	—	—	—	—	—	69,348.9
Information Technology	22,796.9	—	—	—	—	—	—	22,796.9
Law	8,600.1	—	—	—	—	—	—	8,600.1
Finance	4,230.0	—	—	—	—	—	—	4,230.0
Engineering	31,938.1	255,991.2	61,336.9	—	—	—	—	349,266.2
Maintenance & Operations	281,191.1	—	—	—	—	—	—	281,191.1
Stormwater Management Fund	—	—	—	129,919.3	—	—	—	129,919.3
Retirement Fund	—	—	—	—	129,207.3	—	—	129,207.3
Bond Redemption & Interest Fund	—	—	—	—	—	235,755.7	—	235,755.7
Reserve Claim Fund	—	—	—	—	—	—	52,315.9	52,315.9
<b>TOTAL EXPENDITURES</b>	<b>\$ 496,985.5</b>	<b>\$ 255,991.2</b>	<b>\$ 61,336.9</b>	<b>\$ 129,919.3</b>	<b>\$ 129,207.3</b>	<b>\$ 235,755.7</b>	<b>\$ 52,315.9</b>	<b>\$ 1,361,511.8</b>

(a) 2024 Net Assets Appropriable includes prior year uncollected property taxes.

\* The Capital Improvements Bond Fund is budgeted on an "obligation" basis, which records expenditures in the year in which the contracts are awarded.

**ALL FUNDS  
SUMMARY OF REVENUE AND EXPENDITURES  
2023 ESTIMATED**

(In Thousands)

	FUND							
	CORPORATE	CAPITAL IMPROVEMENTS BOND*	CONSTRUCTION	STORMWATER MANAGEMENT	RETIREMENT	BOND REDEMPTION & INTEREST	RESERVE CLAIM	TOTAL
<b>REVENUE</b>								
Net Assets Appropriable	\$ 233,444.8	\$ 199,912.9	\$ 10,637.9	\$ 53,083.1	\$ 87,915.0	\$ 224,307.0	\$ 48,437.3	\$ 857,738.0
Reserve for Transfer to Retirement Fund	(30,000.0)	—	—	—	30,000.0	—	—	—
Adjustment for Receipts	62,240.4	—	2,324.3	14,448.5	—	—	—	79,013.2
Net Property Taxes	282,648.5	—	6,755.0	50,662.5	—	—	—	340,066.0
Personal Property Replacement Tax	56,925.4	—	25,000.0	—	—	—	—	81,925.4
Working Cash Borrowings Adjustment	(7,273.9)	—	(55.0)	(787.5)	—	—	—	(8,116.4)
Bond Sales (Present & Future)	—	—	—	—	—	—	—	—
Reimbursements	—	—	—	7,200.0	—	—	—	7,200.0
Grants (Federal & State)	1,535.0	13,000.0	—	5,950.0	—	—	—	20,485.0
Investment Income	10,626.0	6,635.0	1,374.0	2,096.0	—	4,227.0	1,348.0	26,306.0
State Revolving Fund Loans	—	50,000.0	—	—	—	—	—	50,000.0
Property & Services	32,100.0	—	—	1,300.0	—	—	—	33,400.0
User Charge	37,000.0	—	—	—	—	—	—	37,000.0
TIF Differential Fee & Impact Fee	12,500.0	—	9,500.0	—	—	—	—	22,000.0
Equity Transfer for Stormwater Bond Payment	—	—	—	(9,530.8)	—	9,530.8	—	—
Resource Recovery	350.0	—	—	—	—	—	—	350.0
Miscellaneous	6,386.1	2,000.0	8.0	0.5	—	—	3.5	8,398.1
<b>TOTAL REVENUE</b>	<b>\$ 698,482.3</b>	<b>\$ 271,547.9</b>	<b>\$ 55,544.2</b>	<b>\$ 124,422.3</b>	<b>\$ 117,915.0</b>	<b>\$ 238,064.8</b>	<b>\$ 49,788.8</b>	<b>\$ 1,555,765.3</b>
<b>EXPENDITURES</b>								
Board of Commissioners	\$ 5,071.8	\$ —	\$ —	\$ —	\$ —	\$ —	\$ —	\$ 5,071.8
General Administration	19,281.6	—	—	—	—	—	—	19,281.6
Monitoring & Research	31,602.7	—	—	—	—	—	—	31,602.7
Procurement & Materials Mgmt.	10,316.6	—	—	—	—	—	—	10,316.6
Human Resources	56,230.4	—	—	—	—	—	—	56,230.4
Information Technology	19,139.7	—	—	—	—	—	—	19,139.7
Law	7,313.3	—	—	—	—	—	—	7,313.3
Finance	3,876.7	—	—	—	—	—	—	3,876.7
Engineering	24,079.8	112,400.0	26,101.4	—	—	—	—	162,581.2
Maintenance & Operations	226,588.3	—	—	—	—	—	—	226,588.3
Stormwater Management Fund	—	—	—	60,500.0	—	—	—	60,500.0
Retirement Fund	—	—	—	—	117,915.0	—	—	117,915.0
Bond Redemption & Interest Fund	—	—	—	—	—	238,064.8	—	238,064.8
Reserve Claim Fund	—	—	—	—	—	—	5,500.0	5,500.0
<b>TOTAL EXPENDITURES</b>	<b>\$ 403,500.9</b>	<b>\$ 112,400.0</b>	<b>\$ 26,101.4</b>	<b>\$ 60,500.0</b>	<b>\$ 117,915.0</b>	<b>\$ 238,064.8</b>	<b>\$ 5,500.0</b>	<b>\$ 963,982.1</b>

\* The Capital Improvements Bond Fund is budgeted on an "obligation" basis, which records expenditures in the period in which the contracts or grants are awarded.



## CAPITAL FUNDS FINANCIAL NARRATIVE

The Capital Funds of the District are the Capital Improvements Bond Fund (CIBF), the Construction Fund, and the capital projects funded through the Stormwater Management Fund. The District's major functions of sewage collection and treatment, solids processing, solids utilization, flood control, and stormwater management are capital intensive, requiring significant investments in infrastructure. The District's mission of protecting the Lake Michigan drinking water supply from pollution and stormwater management drives the capital program. Funding for the national, state, and local priorities that drive the District's program is provided by bonds, loans, grants, and other financial assistance available to the District.

The District utilizes a combination of funding methods to finance the Capital Improvement Program. The 2024 revenue sources include 22.3 percent for pay-as-you-go financing from property taxes, investment income, or other miscellaneous revenues and 6.2 percent from grants and reimbursements. Low-interest Wastewater and Stormwater State Revolving Fund (SRF) loans account for 10.6 percent of 2024 revenues, while General Obligation and Alternate Revenue Bonds account for 60.9 percent. The District will pursue a Water Infrastructure and Investment Act Loan to reduce borrowing costs in the planned 2024 bond sale. Stormwater Alternate Revenue bonds and Stormwater SRF loans finance large stormwater projects that address overland flooding throughout Cook County backed by the Stormwater Management Fund Property Tax Levy to pay the principal and interest on the loans.

The Construction Fund and the Stormwater Management Fund are supported primarily by property taxes and used to finance construction projects on a pay-as-you-go basis, while the CIBF is used to budget and account for larger infrastructure projects.

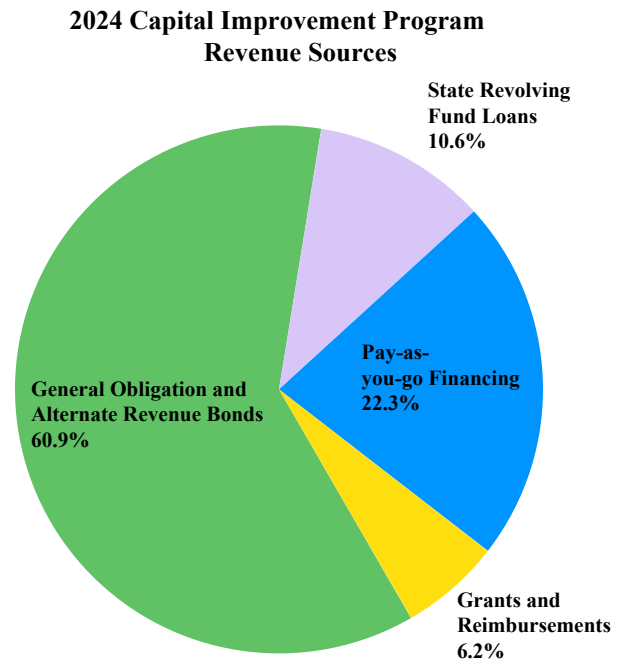
### Capital Improvements Bond Fund

The CIBF is used to provide resources from Wastewater and Stormwater SRF loans, grants, bonds, and other sources to design and construct major capital facilities that are structures of permanent duration. The 2024 appropriation is \$256.0 million, a decrease of \$118.6 million from the 2023 Adjusted Budget, or 31.7 percent. The appropriation varies by the scheduled awards of major projects.

The CIBF balance sheet on page 90 estimates the net assets appropriable for 2024 at (\$106.5) million and \$60.3 million for 2023. An obligation basis of budgetary accounting is used for this fund. Liabilities are recognized as the total value of all project awards at the time of award, even though cash disbursements are made over several future years. On a cash flow basis, the District has a goal to keep expenditures at a maximum of \$100.0 million for limited bonds and \$50.0 million for unlimited bonds per year. However, the District has an aggressive Capital Improvement Program over the next five years that will address aging infrastructure including sewer rehabilitation projects and modernization of our Water Reclamation Plants in anticipation of changing discharge permit limits that will require additional spending over 2024 - 2028.

Illinois property tax limitation laws limit the District's authority to issue bonds without a referendum. Projects initiated prior to October 1, 1991, which generally cover only Tunnel and Reservoir Plan projects, are excluded from the limitation. The District is authorized to issue "limited tax bonds" without a voter referendum. "Limited bonds" can be issued to the extent that any new debt when combined with existing debt service does not exceed the debt service extension base. The extension base limitation for the 2023 levy year is \$193.5 million and \$199.3 million for the 2024 levy year.

Illinois' Wastewater/Stormwater Revolving Loan Fund (SRF) provides low-interest loans to finance qualifying projects. The current interest rate for new loans to the District is 1.81 percent. The District expects to receive approximately \$50.0 million in 2024 and \$50.0 million annually for the following four years. The District continues to plan for the use of SRF loans and other low cost financing options, including Water Infrastructure Finance and Innovation Act loans. For 2024, a Build America Bonds (BABs) subsidy of \$11.3 million and \$2.0 million in miscellaneous revenue is available for capital projects in the Capital Improvements Bond Fund.



**CONSTRUCTION FUND  
ESTIMATED BALANCE SHEET  
JANUARY 1, 2024 AND 2023**

	<b>ASSETS</b>			
	<b>2024</b>		<b>2023</b>	
	<b>AMOUNT</b>	<b>AVAILABLE FOR APPROPRIATION</b>	<b>AMOUNT</b>	<b>AVAILABLE FOR APPROPRIATION</b>
<b>CURRENT ASSETS</b>				
Cash & Investments	\$ 30,028,404	\$ 30,028,404	\$ 12,119,882	\$ 12,119,882
Taxes Receivable	6,755,000	6,825,000	6,755,000	6,825,000
Prior Years Taxes Receivable	442,850	442,850	1,424,337	1,424,337
Replacement Tax	25,000,000	25,000,000	—	—
<b>Total Current Assets</b>	<b>\$ 62,226,254</b>	<b>\$ 62,296,254</b>	<b>\$ 20,299,219</b>	<b>\$ 20,369,219</b>
<b>LIABILITIES &amp; FUND EQUITY</b>				
<b>CURRENT LIABILITIES</b>				
Unpaid Bills:				
Contracts Payable	\$ 3,015,354	\$ 3,015,354	\$ 2,572,319	\$ 2,572,319
Contractual Services	700,000	700,000	300,000	300,000
Due to:				
Construction Working Cash Fund	30,400,000	30,400,000	6,700,000	6,700,000
<b>Total Current Liabilities</b>	<b>\$ 34,115,354</b>	<b>\$ 34,115,354</b>	<b>\$ 9,572,319</b>	<b>\$ 9,572,319</b>
<b>Total Liabilities</b>		<b>\$ 34,115,354</b>		<b>\$ 9,572,319</b>
<b>ASSETS APPROPRIABLE FOR 2024 AND 2023</b>				
Net Assets Appropriable		<b>\$ 28,180,900</b>		<b>\$ 10,796,900</b>
Net Assets Appropriated		<b>\$ 28,180,900</b>		<b>\$ 10,796,900</b>
Estimated Revenue		33,156,000		40,216,000
<b>Total Assets Appropriable</b>		<b>\$ 61,336,900</b>		<b>\$ 51,012,900</b>
<b>FUND EQUITY</b>				
Undesignated		28,110,900		10,726,900
<b>Total Fund Equity</b>		<b>\$ 28,110,900</b>		<b>\$ 10,726,900</b>
<b>Total Liabilities &amp; Fund Equity</b>		<b>\$ 62,226,254</b>		<b>\$ 20,299,219</b>

101 11000 - 69000	Fund: Corporate Department: All	LINE ITEM ANALYSIS						
		2022	2023			2024		
Account Number	Account Name	Expenditure	Original Appropriation	Adjusted Appropriation 09/30/23	Expenditure (Committed Budget plus Disbursement) 09/30/23	Estimated Expenditure 12/31/23	Proposed by Executive Director	Recommended by Committee on Budget and Employment
601010	Salaries of Regular Employees	\$183,641,890	\$ 205,916,600	\$ 205,826,600	\$ 145,960,433	\$184,806,800	\$ 205,453,600	\$ 205,393,600
601060	Compensation Plan Adjustments	7,297,555	9,683,900	9,651,600	6,328,458	8,374,000	9,148,700	9,148,700
601070	Social Security and Medicare Contributions	2,695,751	3,089,500	3,089,500	2,274,064	2,829,300	3,250,500	3,250,500
601080	Salaries of Nonbudgeted Employees	4,686	5,000	127,300	95,990	92,200	5,000	5,000
601090	Employee Claims	—	100,000	100,000	42,740	100,000	100,000	100,000
601100	Tuition and Training Payments	685,875	1,477,700	1,477,700	756,781	1,044,000	1,474,400	1,483,600
601250	Health and Life Insurance Premiums	44,662,713	51,006,900	51,006,900	30,889,101	41,575,100	52,404,100	52,404,100
601270	General Salary Adjustments	—	—	—	—	—	3,227,900	3,227,900
601300	Personal Services, N.O.C. (Not Otherwise Classified)	339,797	1,001,500	1,001,500	497,903	566,000	1,001,500	1,001,500
100	TOTAL PERSONAL SERVICES	239,328,267	272,281,100	272,281,100	186,845,470	239,387,400	276,065,700	276,014,900
612010	Travel	42,971	131,700	125,900	43,688	82,000	151,200	151,200
612030	Meals and Lodging	143,231	272,500	267,500	125,552	194,700	319,900	319,900
612040	Postage, Freight, and Delivery Charges	76,855	100,300	100,300	74,229	87,100	100,600	100,600
612050	Compensation for Personally-Owned Automobiles	101,613	162,000	162,700	109,928	138,500	161,000	161,000
612080	Motor Vehicle Operating Services	67,076	71,900	85,000	71,023	67,200	64,500	64,500
612090	Reprographic Services	20,818	173,800	173,800	29,931	33,700	65,800	65,800
612150	Electrical Energy	37,981,207	55,630,100	55,630,100	32,328,788	43,722,200	55,554,100	55,554,100
612160	Natural Gas	3,462,502	6,932,300	4,032,200	1,593,326	3,168,500	4,055,000	3,904,900
612170	Water and Water Services	1,614,567	1,975,800	1,975,800	1,173,095	1,769,100	2,219,300	2,219,300
612210	Communication Services	1,931,899	2,430,600	2,762,600	2,743,704	2,065,100	3,533,800	3,533,800
612240	Testing and Inspection Services	1,324,568	3,205,900	3,039,800	889,798	1,000,300	5,912,600	5,921,600
612250	Court Reporting Services	70,088	116,000	116,000	100,410	73,000	99,000	99,000
612260	Medical Services	119,674	665,700	665,700	587,755	563,500	568,700	570,700
612280	Subscriptions and Membership Dues	940,930	942,000	942,000	583,880	929,200	977,700	977,700
612290	Insurance Premiums	4,370,650	4,598,000	4,598,000	3,396,485	4,565,500	5,154,700	5,154,700
612330	Rental Charges	299,947	507,700	709,200	637,667	447,300	1,641,700	1,641,700
612340	Discount Lost	2,632	3,000	5,000	3,491	4,000	3,000	3,000
612360	Advertising	106,755	179,000	179,000	110,255	151,500	152,400	152,400
612370	Administration Building Operation	1,232,068	1,251,800	1,251,800	1,230,228	1,178,200	1,586,200	1,586,200
612390	Administration Building McMillan Pavilion Operation	612,935	811,900	811,900	791,119	723,000	915,800	915,800
612400	Intergovernmental Agreements	125,953	80,000	80,000	80,000	76,400	80,000	80,000
612410	Governmental Service Charges	4,617,332	4,371,700	4,382,700	3,528,165	4,747,100	5,062,200	5,062,200

101 11000 - 69000	Fund: Corporate Department: All	LINE ITEM ANALYSIS						
		2022	2023				2024	
Account Number	Account Name	Expenditure	Original Appropriation	Adjusted Appropriation 09/30/23	Expenditure (Committed Budget plus Disbursement) 09/30/23	Estimated Expenditure 12/31/23	Proposed by Executive Director	Recommended by Committee on Budget and Employment
612420	Maintenance of Grounds and Pavements	1,130,789	2,366,200	2,336,200	1,947,809	1,947,900	2,104,600	2,104,600
612430	Payments for Professional Services	3,788,876	7,767,400	7,953,100	6,246,891	4,970,100	7,643,600	7,685,100
612440	Preliminary Engineering Reports and Studies	18,890	—	—	—	—	—	—
612490	Contractual Services, N.O.C.	848,284	2,008,700	1,735,700	1,396,012	1,412,400	2,410,700	2,364,500
612520	Waste Material Disposal Charges	12,534,952	14,384,500	17,274,600	17,117,585	13,789,100	15,779,200	16,069,200
612530	Farming Services	29,106	89,200	89,200	89,200	60,000	75,000	75,000
612590	Sludge Disposal	5,226,499	5,800,000	5,800,000	5,800,000	4,800,000	5,800,000	5,800,000
612600	Repairs to Collection Facilities	3,524,161	5,649,100	5,613,100	5,438,186	4,490,900	6,997,700	7,279,100
612620	Repairs to Waterway Facilities	140,235	410,100	422,000	289,562	214,800	482,100	482,100
612650	Repairs to Process Facilities	13,660,790	14,772,200	14,152,200	13,741,849	12,590,100	14,836,100	14,936,100
612670	Repairs to Railroads	795,042	476,000	282,000	229,921	460,900	536,000	536,000
612680	Repairs to Buildings	739,533	3,116,700	3,090,101	2,630,910	2,738,200	3,054,100	3,049,100
612760	Repairs to Material Handling and Farming Equipment	352,396	436,000	461,000	458,211	420,200	346,000	351,000
612780	Safety Repairs and Services	482,760	540,000	554,000	542,075	502,300	553,700	553,700
612790	Repairs to Marine Equipment	25,434	36,600	36,600	31,513	36,500	43,000	43,000
612800	Repairs to Office Furniture and Equipment	56,235	85,500	86,600	73,563	69,000	81,100	81,100
612810	Computer Equipment Maintenance	592,092	349,800	271,800	258,426	112,400	278,100	278,100
612820	Computer Software Maintenance	4,766,794	6,315,500	6,094,199	5,683,528	5,400,600	6,472,400	6,446,500
612840	Communications Equipment Maintenance (Includes Software)	710,639	851,700	829,300	823,170	696,500	908,700	908,700
612860	Repairs to Vehicle Equipment	442,679	563,700	689,900	686,223	599,600	459,900	459,900
612970	Repairs to Testing and Laboratory Equipment	291,943	411,300	405,900	379,269	330,100	526,800	529,800
612990	Repairs, N.O.C.	2,255	25,200	25,200	16,545	20,600	32,200	32,200
200	TOTAL CONTRACTUAL SERVICES	109,426,655	151,069,100	150,299,700	114,112,965	121,449,300	157,800,200	158,304,900
623030	Metals	287,418	285,500	281,500	247,036	254,600	282,600	282,600
623070	Electrical Parts and Supplies	3,415,088	5,875,100	5,922,500	5,646,341	4,643,200	6,072,100	5,972,100
623090	Plumbing Accessories and Supplies	1,226,647	1,652,400	1,784,900	1,624,330	1,456,400	1,905,700	1,945,200
623110	Hardware	94,855	103,500	127,500	114,183	109,700	121,000	121,000
623130	Buildings, Grounds, Paving Materials, and Supplies	347,436	476,600	466,600	445,980	438,200	511,500	511,500
623170	Fiber, Paper, and Insulation Materials	50,954	66,500	70,500	65,891	65,100	65,500	65,500
623190	Paints, Solvents, and Related Materials	33,045	56,300	60,300	47,628	49,900	55,300	55,300

101 11000 - 69000	Fund: Corporate Department: All	LINE ITEM ANALYSIS						
		2022	2023			2024		
Account Number	Account Name	Expenditure	Original Appropriation	Adjusted Appropriation 09/30/23	Expenditure (Committed Budget plus Disbursement) 09/30/23	Estimated Expenditure 12/31/23	Proposed by Executive Director	Recommended by Committee on Budget and Employment
623250	Vehicle Parts and Supplies	228,980	243,800	243,800	237,226	226,600	258,200	258,200
623270	Mechanical Repair Parts	4,975,900	7,051,500	6,846,600	5,852,681	5,538,000	6,842,300	6,372,400
623300	Manhole Materials	—	70,000	70,000	70,000	70,000	140,000	140,000
623520	Office, Printing, and Photographic Supplies, Equipment, and Furniture	261,156	406,800	410,700	327,575	341,600	452,000	452,000
623530	Farming Supplies	16,903	22,000	22,000	21,880	17,900	14,000	14,000
623560	Processing Chemicals	11,764,699	19,396,200	19,396,200	18,322,508	17,245,200	31,011,000	31,011,000
623570	Laboratory Testing Supplies, Small Equipment, and Chemicals	1,046,696	1,517,800	1,517,800	1,313,402	1,333,700	1,354,200	1,345,200
623660	Cleaning Supplies	310,735	297,300	317,300	314,129	306,800	313,500	313,500
623680	Tools and Supplies	332,229	443,900	446,300	435,376	431,600	496,300	496,300
623700	Wearing Apparel	210,776	314,900	314,900	277,106	300,200	309,500	309,500
623720	Books, Maps, and Charts	14,355	27,000	23,200	13,960	21,600	28,400	28,400
623780	Safety and Medical Supplies	336,218	397,800	401,800	321,931	366,900	385,900	385,900
623800	Computer Software	237,791	326,300	330,000	145,223	261,900	238,300	238,300
623810	Computer Supplies	1,325,536	1,167,400	1,141,400	948,471	1,076,500	907,300	907,300
623820	Fuel	720,969	1,023,800	955,800	623,661	880,400	901,000	901,000
623840	Gases	83,960	110,500	126,500	117,189	120,500	139,600	139,600
623850	Communications Supplies	180,099	309,100	314,100	267,433	301,200	296,700	296,700
623860	Lubricants	386,908	380,400	430,400	390,717	401,000	390,400	390,400
623990	Materials and Supplies, N.O.C.	193,403	387,200	388,000	323,275	227,900	346,900	371,900
300	TOTAL MATERIALS AND SUPPLIES	28,082,756	42,409,600	42,410,600	38,515,132	36,486,600	53,839,200	53,324,800
634600	Equipment for Collection Facilities	25,685	122,500	51,500	48,717	73,200	45,000	45,000
634620	Equipment for Waterway Facilities	53,582	—	—	—	—	—	—
634650	Equipment for Process Facilities	455,118	1,593,000	2,591,200	2,572,793	1,140,000	2,794,200	2,794,200
634760	Material Handling and Farming Equipment	350,000	1,502,000	1,751,500	1,751,060	599,000	2,357,000	2,357,000
634780	Safety and Medical Equipment	—	55,000	32,000	28,483	28,500	—	—
634790	Marine Equipment	—	150,000	150,000	123,677	123,700	—	—
634800	Office Furniture and Equipment	21,495	40,000	63,000	61,766	63,000	23,000	23,000
634810	Computer Equipment	1,106,125	1,245,000	1,035,000	775,592	965,700	545,000	545,000
634820	Computer Software	266,241	226,500	162,000	161,950	166,000	58,000	109,500
634840	Communications Equipment (Includes Software)	20,525	105,800	115,800	114,940	115,000	90,000	90,000
634860	Vehicle Equipment	999,525	2,135,500	1,875,500	1,851,173	1,298,600	1,201,300	1,201,300
634970	Testing and Laboratory Equipment	393,352	621,900	643,900	637,239	602,600	780,900	789,900

101 11000 - 69000	Fund: Corporate Department: All	LINE ITEM ANALYSIS						
		2022	2023			2024		
Account Number	Account Name	Expenditure	Original Appropriation	Adjusted Appropriation 09/30/23	Expenditure (Committed Budget plus Disbursement) 09/30/23	Estimated Expenditure 12/31/23	Proposed by Executive Director	Recommended by Committee on Budget and Employment
634990	Machinery and Equipment, N.O.C.	161,318	729,000	823,200	709,538	302,600	526,000	526,000
400	TOTAL MACHINERY AND EQUIPMENT	3,852,966	8,526,200	9,294,600	8,836,928	5,477,900	8,420,400	8,480,900
667130	Taxes on Real Estate	707,785	780,000	780,000	699,682	699,700	860,000	860,000
700	TOTAL FIXED AND OTHER CHARGES	707,785	780,000	780,000	699,682	699,700	860,000	860,000
TOTAL CORPORATE FUND		\$381,398,429	\$ 475,066,000	\$475,066,000	\$ 349,010,177	\$403,500,900	\$ 496,985,500	\$ 496,985,500

NOTES: 1. Amounts may not add up due to rounding.  
 2. Departmental appropriation totals for salaries in the Line Item Analysis may differ from those contained in the Position Analysis by a factor identified to adjust for vacancies.  
 Additionally, Estimated Expenditure may either exceed Adjusted Appropriation when transfers of funds are anticipated or be less than Expenditure (Committed Budget plus Disbursement) when not all commitments are anticipated to be completed by year-end.

101 11000	Fund: Corporate Department: Board of Commissioners	LINE ITEM ANALYSIS						
		2022	2023			2024		
Account Number	Account Name	Expenditure	Original Appropriation	Adjusted Appropriation 09/30/23	Expenditure (Committed Budget plus Disbursement) 09/30/23	Estimated Expenditure 12/31/23	Proposed by Executive Director	Recommended by Committee on Budget and Employment
601010	Salaries of Regular Employees	\$ 3,355,609	\$ 3,854,000	\$ 3,854,000	\$ 2,808,216	\$ 3,690,500	\$ 3,948,800	\$ 3,948,800
601060	Compensation Plan Adjustments	30,846	70,400	70,400	16,724	70,400	52,800	52,800
601070	Social Security and Medicare Contributions	65,742	96,700	96,700	61,319	73,500	101,600	101,600
601100	Tuition and Training Payments	9,048	26,400	26,400	5,349	15,800	21,400	21,400
601300	Personal Services, N.O.C. (Not Otherwise Classified)	241,669	541,500	541,500	258,485	283,900	541,500	541,500
100	TOTAL PERSONAL SERVICES	3,702,914	4,589,000	4,589,000	3,150,093	4,134,100	4,666,100	4,666,100
612010	Travel	7,056	15,800	15,800	6,829	14,500	23,300	23,300
612030	Meals and Lodging	11,506	31,700	31,700	13,856	29,400	39,800	39,800
612040	Postage, Freight, and Delivery Charges	—	200	200	41	100	200	200
612050	Compensation for Personally-Owned Automobiles	—	—	—	—	—	200	200
612080	Motor Vehicle Operating Services	—	—	—	—	—	300	300
612280	Subscriptions and Membership Dues	27,975	28,900	28,900	28,800	28,900	29,600	29,600
612430	Payments for Professional Services	486,749	1,210,000	1,210,000	922,704	850,000	1,174,200	1,174,200
612490	Contractual Services, N.O.C.	681	700	700	610	700	700	700
200	TOTAL CONTRACTUAL SERVICES	533,966	1,287,300	1,287,300	972,840	923,600	1,268,300	1,268,300
623520	Office, Printing, and Photographic Supplies, Equipment, and Furniture	4,960	27,000	27,000	6,694	13,600	27,000	27,000
623720	Books, Maps, and Charts	—	1,000	1,000	134	500	—	—
300	TOTAL MATERIALS AND SUPPLIES	4,960	28,000	28,000	6,828	14,100	27,000	27,000
TOTAL BOARD OF COMMISSIONERS		\$ 4,241,840	\$ 5,904,300	\$ 5,904,300	\$ 4,129,761	\$ 5,071,800	\$ 5,961,400	\$ 5,961,400

NOTES: 1. Amounts may not add up due to rounding.

2. Departmental appropriation totals for salaries in the Line Item Analysis may differ from those contained in the Position Analysis by a factor identified to adjust for vacancies.

Additionally, Estimated Expenditure may either exceed Adjusted Appropriation when transfers of funds are anticipated or be less than Expenditure (Committed Budget plus Disbursement) when not all commitments are anticipated to be completed by year-end.



101 15000	Fund: Corporate Department: General Administration	LINE ITEM ANALYSIS						
		2022	2023			2024		
Account Number	Account Name	Expenditure	Original Appropriation	Adjusted Appropriation 09/30/23	Expenditure (Committed Budget plus Disbursement) 09/30/23	Estimated Expenditure 12/31/23	Proposed by Executive Director	Recommended by Committee on Budget and Employment
601010	Salaries of Regular Employees	\$ 11,237,712	\$ 13,636,000	\$ 13,636,000	\$ 8,762,252	\$ 11,088,300	\$ 13,961,700	\$ 13,961,700
601060	Compensation Plan Adjustments	1,239,613	1,319,500	1,319,500	1,299,560	1,632,000	1,250,900	1,250,900
601070	Social Security and Medicare Contributions	175,121	193,400	193,400	148,076	179,500	208,700	208,700
601100	Tuition and Training Payments	25,810	84,900	84,900	39,902	49,100	85,100	85,100
601270	General Salary Adjustments	—	—	—	—	—	3,227,900	3,227,900
100	TOTAL PERSONAL SERVICES	12,678,256	15,233,800	15,233,800	10,249,790	12,948,900	18,734,300	18,734,300
612010	Travel	8,249	17,700	17,700	7,481	9,300	19,500	19,500
612030	Meals and Lodging	23,517	32,300	32,300	13,439	19,500	32,400	32,400
612040	Postage, Freight, and Delivery Charges	70,517	86,000	86,000	60,552	76,100	86,100	86,100
612050	Compensation for Personally- Owned Automobiles	4,469	4,300	4,300	863	2,400	4,300	4,300
612080	Motor Vehicle Operating Services	65,167	68,500	81,500	70,562	65,200	61,100	61,100
612090	Reprographic Services	15,278	160,800	160,800	24,920	27,200	47,800	47,800
612150	Electrical Energy	262,074	372,000	372,000	237,824	261,200	345,000	345,000
612160	Natural Gas	32,772	40,000	40,000	25,110	34,100	35,000	35,000
612170	Water and Water Services	4,998	6,700	6,700	3,686	4,800	6,700	6,700
612210	Communication Services	3,000	3,000	3,000	3,000	3,000	3,000	3,000
612280	Subscriptions and Membership Dues	912,955	913,100	913,100	555,080	900,300	948,100	948,100
612330	Rental Charges	62,068	72,300	252,800	251,740	95,700	1,279,200	1,279,200
612360	Advertising	10,461	12,500	12,500	—	10,500	10,500	10,500
612370	Administration Building Operation	1,232,068	1,251,800	1,251,800	1,230,228	1,178,200	1,586,200	1,586,200
612390	Administration Building McMillan Pavilion Operation	612,935	811,900	811,900	791,119	723,000	915,800	915,800
612400	Intergovernmental Agreements	76,407	80,000	80,000	80,000	76,400	80,000	80,000
612430	Payments for Professional Services	241,860	909,000	1,075,700	793,694	415,900	1,044,000	1,044,000
612490	Contractual Services, N.O.C.	94,889	250,500	250,500	166,940	203,800	265,200	265,200
612680	Repairs to Buildings	10,925	415,400	415,400	287,480	377,100	212,500	212,500
612800	Repairs to Office Furniture and Equipment	45,383	69,900	69,900	64,463	61,800	65,500	65,500
612820	Computer Software Maintenance	—	333,400	366,700	366,554	241,600	234,000	234,000
612840	Communications Equipment Maintenance (Includes Software)	17,784	17,800	17,800	17,784	17,800	17,800	17,800
612860	Repairs to Vehicle Equipment	349,228	414,100	498,700	498,674	441,200	313,300	313,300
200	TOTAL CONTRACTUAL SERVICES	4,157,004	6,343,000	6,821,100	5,551,193	5,246,100	7,613,000	7,613,000
623070	Electrical Parts and Supplies	5,836	10,100	10,100	8,000	7,000	10,100	10,100

101 15000	Fund: Corporate Department: General Administration	LINE ITEM ANALYSIS						
		2022	2023				2024	
Account Number	Account Name	Expenditure	Original Appropriation	Adjusted Appropriation 09/30/23	Expenditure (Committed Budget plus Disbursement) 09/30/23	Estimated Expenditure 12/31/23	Proposed by Executive Director	Recommended by Committee on Budget and Employment
623090	Plumbing Accessories and Supplies	6,385	10,000	10,000	9,000	7,200	10,000	10,000
623110	Hardware	13,454	18,000	18,000	11,500	15,500	18,000	18,000
623520	Office, Printing, and Photographic Supplies, Equipment, and Furniture	110,835	132,100	132,100	119,884	113,900	138,600	138,600
623660	Cleaning Supplies	2,107	1,800	1,800	1,200	1,600	1,800	1,800
623700	Wearing Apparel	22,235	48,800	48,800	43,523	42,400	47,000	47,000
623720	Books, Maps, and Charts	336	1,500	1,500	81	500	1,000	1,000
623810	Computer Supplies	1,652	25,000	25,000	1,360	600	25,000	25,000
623990	Materials and Supplies, N.O.C.	42,359	67,500	67,500	65,314	57,500	71,400	71,400
300	TOTAL MATERIALS AND SUPPLIES	205,198	314,800	314,800	259,862	246,200	322,900	322,900
634800	Office Furniture and Equipment	21,495	40,000	63,000	61,766	63,000	23,000	23,000
634810	Computer Equipment	—	200,000	—	—	—	200,000	200,000
634860	Vehicle Equipment	438,870	1,228,300	927,200	917,234	764,700	25,000	25,000
634990	Machinery and Equipment, N.O.C.	—	89,000	89,000	87,611	12,700	100,000	100,000
400	TOTAL MACHINERY AND EQUIPMENT	460,365	1,557,300	1,079,200	1,066,611	840,400	348,000	348,000
TOTAL GENERAL ADMINISTRATION		\$ 17,500,823	\$ 23,448,900	\$ 23,448,900	\$ 17,127,456	\$ 19,281,600	\$ 27,018,200	\$ 27,018,200

NOTES: 1. Amounts may not add up due to rounding.  
 2. Departmental appropriation totals for salaries in the Line Item Analysis may differ from those contained in the Position Analysis by a factor identified to adjust for vacancies.  
 Additionally, Estimated Expenditure may either exceed Adjusted Appropriation when transfers of funds are anticipated or be less than Expenditure (Committed Budget plus Disbursement) when not all commitments are anticipated to be completed by year-end.

101 16000	Fund: Corporate Department: Monitoring & Research	LINE ITEM ANALYSIS						
		2022	2023				2024	
Account Number	Account Name	Expenditure	Original Appropriation	Adjusted Appropriation 09/30/23	Expenditure (Committed Budget plus Disbursement) 09/30/23	Estimated Expenditure 12/31/23	Proposed by Executive Director	Recommended by Committee on Budget and Employment
601010	Salaries of Regular Employees	\$ 26,771,849	\$ 30,348,000	\$ 30,348,000	\$ 21,163,654	\$ 27,635,900	\$ 29,428,100	\$ 29,428,100
601060	Compensation Plan Adjustments	700,999	1,062,700	1,062,700	589,179	749,400	952,300	952,300
601070	Social Security and Medicare Contributions	382,514	436,800	436,800	317,347	436,800	458,700	458,700
601100	Tuition and Training Payments	43,771	77,400	77,400	54,504	60,000	101,000	110,200
100	TOTAL PERSONAL SERVICES	27,899,133	31,924,900	31,924,900	22,124,684	28,882,100	30,940,100	30,949,300
612010	Travel	11,079	42,800	37,800	12,189	20,000	42,300	42,300
612030	Meals and Lodging	29,166	68,800	63,800	30,698	45,000	89,900	89,900
612040	Postage, Freight, and Delivery Charges	4,308	10,000	10,000	10,000	8,000	10,200	10,200
612050	Compensation for Personally-Owned Automobiles	20,328	31,300	31,300	19,710	28,000	31,300	31,300
612080	Motor Vehicle Operating Services	295	800	800	150	500	600	600
612330	Rental Charges	147	1,300	1,300	216	300	1,600	1,600
612400	Intergovernmental Agreements	49,547	—	—	—	—	—	—
612410	Governmental Service Charges	17,000	17,000	18,000	18,000	18,000	19,000	19,000
612430	Payments for Professional Services	537,193	736,700	704,900	232,100	219,000	663,700	619,200
612440	Preliminary Engineering Reports and Studies	18,890	—	—	—	—	—	—
612490	Contractual Services, N.O.C.	122,396	455,700	401,500	353,599	341,000	721,200	677,000
612790	Repairs to Marine Equipment	25,434	36,600	36,600	31,513	36,500	43,000	43,000
612820	Computer Software Maintenance	28,786	29,100	29,500	28,894	29,000	31,000	31,000
612970	Repairs to Testing and Laboratory Equipment	289,903	401,300	395,900	372,844	323,600	516,700	519,700
200	TOTAL CONTRACTUAL SERVICES	1,154,471	1,831,400	1,731,400	1,109,913	1,068,900	2,170,500	2,084,800
623520	Office, Printing, and Photographic Supplies, Equipment, and Furniture	21,973	33,700	33,700	30,976	33,500	47,600	47,600
623530	Farming Supplies	13,503	18,000	18,000	18,000	14,000	10,000	10,000
623570	Laboratory Testing Supplies, Small Equipment, and Chemicals	318,430	663,800	663,800	597,560	534,500	492,200	483,200
623700	Wearing Apparel	15,249	20,000	20,000	18,226	17,000	18,000	18,000
623720	Books, Maps, and Charts	385	1,000	1,000	615	1,000	2,900	2,900
623810	Computer Supplies	—	120,300	120,300	65,928	120,300	1,300	1,300
623820	Fuel	16,228	26,000	26,000	17,000	17,000	19,000	19,000
623850	Communications Supplies	1,150	—	—	—	—	—	—
623990	Materials and Supplies, N.O.C.	41,489	64,900	164,900	149,306	57,100	69,300	94,300
300	TOTAL MATERIALS AND SUPPLIES	428,407	947,700	1,047,700	897,611	794,400	660,300	676,300

101 16000	Fund: Corporate Department: Monitoring & Research	LINE ITEM ANALYSIS						
		2022	2023			2024		
Account Number	Account Name	Expenditure	Original Appropriation	Adjusted Appropriation 09/30/23	Expenditure (Committed Budget plus Disbursement) 09/30/23	Estimated Expenditure 12/31/23	Proposed by Executive Director	Recommended by Committee on Budget and Employment
634790	Marine Equipment	—	150,000	150,000	123,677	123,700	—	—
634820	Computer Software	266,241	184,000	162,000	161,950	131,000	58,000	109,500
634970	Testing and Laboratory Equipment	393,352	621,900	643,900	637,239	602,600	780,900	789,900
400	TOTAL MACHINERY AND EQUIPMENT	659,593	955,900	955,900	922,866	857,300	838,900	899,400
<b>TOTAL MONITORING &amp; RESEARCH</b>		<b>\$ 30,141,604</b>	<b>\$ 35,659,900</b>	<b>\$ 35,659,900</b>	<b>\$ 25,055,074</b>	<b>\$ 31,602,700</b>	<b>\$ 34,609,800</b>	<b>\$ 34,609,800</b>

NOTES: 1. Amounts may not add up due to rounding.  
 2. Departmental appropriation totals for salaries in the Line Item Analysis may differ from those contained in the Position Analysis by a factor identified to adjust for vacancies.  
 Additionally, Estimated Expenditure may either exceed Adjusted Appropriation when transfers of funds are anticipated or be less than Expenditure (Committed Budget plus Disbursement) when not all commitments are anticipated to be completed by year-end.

101 20000	Fund: Corporate Department: Procurement & Materials Management	LINE ITEM ANALYSIS						
		2022	2023				2024	
Account Number	Account Name	Expenditure	Original Appropriation	Adjusted Appropriation 09/30/23	Expenditure (Committed Budget plus Disbursement) 09/30/23	Estimated Expenditure 12/31/23	Proposed by Executive Director	Recommended by Committee on Budget and Employment
601010	Salaries of Regular Employees	\$ 5,237,185	\$ 6,223,300	\$ 6,223,300	\$ 4,088,408	\$ 5,359,200	\$ 5,967,500	\$ 5,967,500
601060	Compensation Plan Adjustments	17,978	93,800	93,800	25,272	85,500	206,200	206,200
601070	Social Security and Medicare Contributions	73,533	92,200	92,200	60,097	74,700	94,600	94,600
601100	Tuition and Training Payments	4,440	12,000	12,000	6,810	10,600	4,000	4,000
100	TOTAL PERSONAL SERVICES	5,333,137	6,421,300	6,421,300	4,180,587	5,530,000	6,272,300	6,272,300
612010	Travel	—	1,200	400	—	—	1,600	1,600
612030	Meals and Lodging	—	1,200	1,200	—	—	1,600	1,600
612050	Compensation for Personally-Owned Automobiles	39	900	1,600	472	800	1,600	1,600
612080	Motor Vehicle Operating Services	—	—	100	25	100	100	100
612360	Advertising	96,293	135,500	135,500	108,820	110,000	131,900	131,900
612430	Payments for Professional Services	—	61,000	61,000	39,600	39,600	—	—
612490	Contractual Services, N.O.C.	—	—	—	—	—	700	700
612680	Repairs to Buildings	3,294	30,100	30,101	18,960	82,400	20,100	20,100
612800	Repairs to Office Furniture and Equipment	1,200	2,000	2,000	2,000	600	2,000	2,000
612820	Computer Software Maintenance	8,416	397,800	397,799	104,617	106,400	136,800	136,800
612840	Communications Equipment Maintenance (Includes Software)	—	400	400	—	—	400	400
612860	Repairs to Vehicle Equipment	16,044	11,000	11,000	8,900	10,400	12,000	12,000
200	TOTAL CONTRACTUAL SERVICES	125,285	641,100	641,100	283,394	350,300	308,800	308,800
623030	Metals	258,951	253,000	249,000	215,289	225,000	235,000	235,000
623070	Electrical Parts and Supplies	379,208	592,600	522,600	406,477	534,600	540,600	540,600
623090	Plumbing Accessories and Supplies	607,883	693,200	693,200	640,598	645,200	650,200	650,200
623110	Hardware	75,090	81,400	105,400	101,152	91,000	91,000	91,000
623130	Buildings, Grounds, Paving Materials, and Supplies	238,691	248,100	238,100	222,114	230,700	230,100	230,100
623170	Fiber, Paper, and Insulation Materials	45,940	61,000	65,000	60,391	60,000	60,000	60,000
623190	Paints, Solvents, and Related Materials	26,032	48,000	44,000	32,053	41,800	42,000	42,000
623250	Vehicle Parts and Supplies	33,128	32,300	32,300	28,532	27,800	30,300	30,300
623270	Mechanical Repair Parts	201,799	208,000	233,000	230,221	218,000	249,300	249,300
623520	Office, Printing, and Photographic Supplies, Equipment, and Furniture	5,025	13,000	13,000	9,475	11,200	26,000	26,000

101 20000	Fund: Corporate Department: Procurement & Materials Management	LINE ITEM ANALYSIS						
		2022	2023				2024	
Account Number	Account Name	Expenditure	Original Appropriation	Adjusted Appropriation 09/30/23	Expenditure (Committed Budget plus Disbursement) 09/30/23	Estimated Expenditure 12/31/23	Proposed by Executive Director	Recommended by Committee on Budget and Employment
623570	Laboratory Testing Supplies, Small Equipment, and Chemicals	706,678	810,500	810,500	687,886	761,900	783,500	783,500
623660	Cleaning Supplies	304,985	290,000	310,000	308,015	300,000	305,000	305,000
623680	Tools and Supplies	101,099	110,000	115,000	113,334	120,000	133,000	133,000
623700	Wearing Apparel	172,790	242,000	242,000	212,605	237,200	240,000	240,000
623780	Safety and Medical Supplies	51,756	70,800	75,800	70,587	65,100	70,800	70,800
623810	Computer Supplies	32,083	48,200	22,200	19,323	20,000	25,500	25,500
623820	Fuel	313,014	389,900	349,900	223,263	339,200	362,200	362,200
623840	Gases	83,960	110,500	126,500	117,189	120,500	136,000	136,000
623850	Communications Supplies	5,534	9,200	14,200	13,760	13,200	15,200	15,200
623860	Lubricants	334,742	313,200	363,200	356,918	343,200	348,200	348,200
623990	Materials and Supplies, N.O.C.	14,429	130,000	31,000	7,087	30,700	37,000	37,000
300	TOTAL MATERIALS AND SUPPLIES	3,992,816	4,754,900	4,655,900	4,076,269	4,436,300	4,610,900	4,610,900
634760	Material Handling and Farming Equipment	—	—	99,000	98,600	—	99,000	99,000
400	TOTAL MACHINERY AND EQUIPMENT	—	—	99,000	98,600	—	99,000	99,000
<b>TOTAL PROCUREMENT &amp; MATERIALS MANAGEMENT</b>		<b>\$ 9,451,238</b>	<b>\$ 11,817,300</b>	<b>\$ 11,817,300</b>	<b>\$ 8,638,850</b>	<b>\$ 10,316,600</b>	<b>\$ 11,291,000</b>	<b>\$ 11,291,000</b>

NOTES: 1. Amounts may not add up due to rounding.  
 2. Departmental appropriation totals for salaries in the Line Item Analysis may differ from those contained in the Position Analysis by a factor identified to adjust for vacancies.  
 Additionally, Estimated Expenditure may either exceed Adjusted Appropriation when transfers of funds are anticipated or be less than Expenditure (Committed Budget plus Disbursement) when not all commitments are anticipated to be completed by year-end.

Fund: Corporate Dept: Procurement & Materials Management		POSITION ANALYSIS				
		2022	2023		2024	
Pay Plan & Grade	Class Title	Actual FTEs	Budgeted FTEs	Appropriation in Dollars	Recommended By Committee on Budget / Employment	
					Budgeted FTEs	Appropriation in Dollars
<b>211</b>	<b>Executive Section</b>					
EX08	Director of Procurement & Materials Management	1	1		1	
HP20	Assistant Director of Procurement & Materials Management	1	1		1	
EX06	Secretary to Officer	2	2		2	
TOTAL 211	Executive Section	4	4	725,882	4	694,705
<b>215</b>	<b>General &amp; Inventory Control Division</b>					
<b>217</b>	<b>Inventory Control Section</b>					
HP17	Supervising Stores Specialist #2 (New Grade HP16)	1	1		1	
HP15	Senior Stores Specialist #2 (New Grade HP14)	1	1		—	
HP14	Senior Stores Specialist	—	1		—	
HP12	Stores Specialist	3	4		3	
TOTAL 217	Inventory Control Section	5	7	722,395	4	421,796
TOTAL 215	General & Inventory Control Division	5	7	722,395	4	421,796
<b>220</b>	<b>Acquisition Division</b>					
<b>221</b>	<b>Administrative Section</b>					
HP14	Budget & Management Analyst	1	1		1	
HP13	Senior Administrative Specialist	1	1		1	
HP11	Administrative Specialist	3	3		3	
TOTAL 221	Administrative Section	5	5	417,010	5	429,863
<b>222</b>	<b>Buying Section</b>					
HP18	Procurement Manager	1	1		1	
HP17	Supervising Buyer	—	—		2	
HP16	Senior Buyer	6	7		6	
HP14	Buyer	4	5		4	
TOTAL 222	Buying Section	11	13	1,490,077	13	1,524,589
<b>224</b>	<b>Clerical Section</b>					
HP11	Administrative Specialist	2	2		2	



Fund: Corporate Dept: Procurement & Materials Management		POSITION ANALYSIS				
		2022	2023		2024	
Pay Plan & Grade	Class Title	Actual FTEs	Budgeted FTEs	Appropriation in Dollars	Recommended By Committee on Budget / Employment	
					Budgeted FTEs	Appropriation in Dollars
HP09	Administrative Clerk	—	1		1	
TOTAL 224	Clerical Section	2	3	210,619	3	224,824
TOTAL 220	Acquisition Division	18	21	2,117,706	21	2,179,276
<b>225</b>	<b>Stores &amp; Inventory Division</b>					
<b>226</b>	<b>Administrative Section</b>					
HP19	Stores & Inventory Manager #2 (New Grade HP18)	1	1		1	
HP15	Senior Stores Specialist #2 (New Grade HP14)	—	—		1	
TOTAL 226	Administrative Section	1	1	190,581	2	324,864
<b>230</b>	<b>Stores Section</b>					
<b>231</b>	<b>Stores Administrative Unit</b>					
HP17	Supervising Stores Specialist #2 (New Grade HP16)	1	1		1	
TOTAL 231	Stores Administrative Unit	1	1	154,128	1	154,128
<b>232</b>	<b>Stickney Storeroom Unit</b>					
HP09	Administrative Clerk	2	3		1	
NR1857	Principal Storekeeper	2	2		2	
NR1853	Storekeeper	8	8		8	
NR8651	Maintenance Laborer Class A	1	1		1	
NR1835	Materials Handler Laborer #1	1	1		1	
TOTAL 232	Stickney Storeroom Unit	14	15	1,304,479	13	1,203,042
<b>233</b>	<b>Calumet Storeroom Unit</b>					
NR1857	Principal Storekeeper	1	1		1	
NR1853	Storekeeper	2	2		2	
NR8651	Maintenance Laborer Class A	1	1		1	
TOTAL 233	Calumet Storeroom Unit	4	4	377,874	4	386,381
<b>234</b>	<b>O'Brien Storeroom Unit</b>					
HP09	Administrative Clerk	1	—		—	
NR1857	Principal Storekeeper	1	1		1	

Fund: Corporate Dept: Procurement & Materials Management		POSITION ANALYSIS				
		2022	2023		2024	
Pay Plan & Grade	Class Title	Actual FTEs	Budgeted FTEs	Appropriation in Dollars	Recommended By Committee on Budget / Employment	
					Budgeted FTEs	Appropriation in Dollars
NR1853	Storekeeper	1	1		1	
NR8651	Maintenance Laborer Class A	1	1		1	
TOTAL 234	O'Brien Storeroom Unit	4	3	283,837	3	290,222
<b>235</b>	<b>Egan Storeroom Unit</b>					
NR1857	Principal Storekeeper	1	1		1	
NR1853	Storekeeper	2	2		2	
NR8651	Maintenance Laborer Class A	1	1		1	
TOTAL 235	Egan Storeroom Unit	4	4	377,874	4	386,381
TOTAL 230	Stores Section	27	27	2,498,191	25	2,420,154
TOTAL 225	Stores & Inventory Division	28	28	2,688,772	27	2,745,018
TOTAL	Procurement & Materials Management	55	60	6,254,754	56	6,040,795

NOTE: Departmental appropriation totals for salaries in the Position Analysis differ from those contained in the Line Item Analysis by a factor identified to adjust for vacancies. Salary ranges corresponding to the pay plan and grade for each class title can be found in the table of Salary Schedules in the Appendix. Dollar amounts may not add up due to rounding.

101 25000	Fund: Corporate Department: Human Resources	LINE ITEM ANALYSIS						
		2022	2023				2024	
Account Number	Account Name	Expenditure	Original Appropriation	Adjusted Appropriation 09/30/23	Expenditure (Committed Budget plus Disbursement) 09/30/23	Estimated Expenditure 12/31/23	Proposed by Executive Director	Recommended by Committee on Budget and Employment
601010	Salaries of Regular Employees	\$ 6,358,510	\$ 7,778,800	\$ 7,778,800	\$ 5,242,368	\$ 6,736,000	\$ 7,632,200	\$ 7,632,200
601060	Compensation Plan Adjustments	140,458	250,600	250,600	134,652	144,500	323,100	323,100
601070	Social Security and Medicare Contributions	100,244	148,400	148,400	98,853	106,800	154,600	154,600
601090	Employee Claims	—	100,000	100,000	42,740	100,000	100,000	100,000
601100	Tuition and Training Payments	380,740	766,200	766,200	461,511	558,900	712,900	712,900
601250	Health and Life Insurance Premiums	44,662,713	51,006,900	51,006,900	30,889,101	41,575,100	52,404,100	52,404,100
601300	Personal Services, N.O.C. (Not Otherwise Classified)	98,128	460,000	460,000	239,418	282,100	460,000	460,000
100	TOTAL PERSONAL SERVICES	51,740,793	60,510,900	60,510,900	37,108,643	49,503,400	61,786,900	61,786,900
612010	Travel	2,766	7,800	7,800	1,843	5,200	6,900	6,900
612030	Meals and Lodging	6,760	16,200	16,200	6,630	15,500	17,000	17,000
612050	Compensation for Personally-Owned Automobiles	122	1,300	1,300	112	1,100	1,300	1,300
612080	Motor Vehicle Operating Services	180	100	100	40	100	100	100
612250	Court Reporting Services	8,904	16,000	16,000	16,000	16,000	16,000	16,000
612260	Medical Services	119,674	665,700	665,700	587,755	563,500	568,700	570,700
612290	Insurance Premiums	4,370,650	4,598,000	4,598,000	3,396,485	4,565,500	5,154,700	5,154,700
612330	Rental Charges	17,298	13,500	13,500	7,680	12,800	19,500	19,500
612360	Advertising	—	31,000	31,000	1,435	31,000	10,000	10,000
612430	Payments for Professional Services	820,393	1,055,900	1,098,400	885,916	965,300	1,199,000	1,225,000
612490	Contractual Services, N.O.C.	23,044	106,500	106,500	71,496	45,200	75,200	73,200
612780	Safety Repairs and Services	118,384	158,000	158,000	154,026	132,500	164,100	164,100
200	TOTAL CONTRACTUAL SERVICES	5,488,175	6,670,000	6,712,500	5,129,418	6,353,700	7,232,500	7,258,500
623520	Office, Printing, and Photographic Supplies, Equipment, and Furniture	9,391	45,600	45,600	34,564	38,300	26,100	26,100
623720	Books, Maps, and Charts	—	1,000	1,000	—	1,000	1,000	1,000
623780	Safety and Medical Supplies	259,232	270,800	270,800	215,989	260,500	264,400	264,400
623990	Materials and Supplies, N.O.C.	8,365	11,500	11,500	3,259	10,000	12,000	12,000
300	TOTAL MATERIALS AND SUPPLIES	276,988	328,900	328,900	253,812	309,800	303,500	303,500

101 25000	Fund: Corporate Department: Human Resources	LINE ITEM ANALYSIS						
		2022	2023			2024		
Account Number	Account Name	Expenditure	Original Appropriation	Adjusted Appropriation 09/30/23	Expenditure (Committed Budget plus Disbursement) 09/30/23	Estimated Expenditure 12/31/23	Proposed by Executive Director	Recommended by Committee on Budget and Employment
634780	Safety and Medical Equipment	—	55,000	32,000	28,483	28,500	—	—
634820	Computer Software	—	42,500	—	—	35,000	—	—
634860	Vehicle Equipment	—	—	23,000	21,923	—	—	—
400	TOTAL MACHINERY AND EQUIPMENT	—	97,500	55,000	50,406	63,500	—	—
TOTAL HUMAN RESOURCES		\$ 57,505,956	\$ 67,607,300	\$ 67,607,300	\$ 42,542,279	\$ 56,230,400	\$ 69,322,900	\$ 69,348,900

NOTES: 1. Amounts may not add up due to rounding.  
 2. Departmental appropriation totals for salaries in the Line Item Analysis may differ from those contained in the Position Analysis by a factor identified to adjust for vacancies.  
 Additionally, Estimated Expenditure may either exceed Adjusted Appropriation when transfers of funds are anticipated or be less than Expenditure (Committed Budget plus Disbursement) when not all commitments are anticipated to be completed by year-end.

101 27000	Fund: Corporate Department: Information Technology	LINE ITEM ANALYSIS						
		2022	2023				2024	
Account Number	Account Name	Expenditure	Original Appropriation	Adjusted Appropriation 09/30/23	Expenditure (Committed Budget plus Disbursement) 09/30/23	Estimated Expenditure 12/31/23	Proposed by Executive Director	Recommended by Committee on Budget and Employment
601010	Salaries of Regular Employees	\$ 7,529,588	\$ 9,095,200	\$ 9,095,200	\$ 5,801,367	\$ 7,439,400	\$ 8,818,500	\$ 8,758,500
601060	Compensation Plan Adjustments	42,381	195,000	195,000	89,945	100,000	270,200	270,200
601070	Social Security and Medicare Contributions	103,709	126,600	126,600	84,884	105,800	135,000	135,000
601100	Tuition and Training Payments	20,611	39,500	39,500	13,680	29,500	31,300	31,300
100	TOTAL PERSONAL SERVICES	7,696,288	9,456,300	9,456,300	5,989,876	7,674,700	9,255,000	9,195,000
612010	Travel	564	2,000	2,000	723	1,500	2,000	2,000
612030	Meals and Lodging	713	5,000	5,000	486	900	2,500	2,500
612040	Postage, Freight, and Delivery Charges	669	1,500	1,500	1,500	900	1,500	1,500
612050	Compensation for Personally-Owned Automobiles	684	1,500	1,500	646	800	700	700
612210	Communication Services	1,928,899	2,427,600	2,759,600	2,740,704	2,062,100	3,530,800	3,530,800
612330	Rental Charges	85,200	266,700	266,700	204,275	179,300	181,500	181,500
612430	Payments for Professional Services	349,754	1,400,300	1,425,300	1,425,255	985,400	1,110,500	1,110,500
612490	Contractual Services, N.O.C.	1,395	10,000	10,000	1,705	5,900	10,000	10,000
612810	Computer Equipment Maintenance	592,092	349,800	271,800	258,426	112,400	278,100	278,100
612820	Computer Software Maintenance	4,720,050	5,545,100	5,290,100	5,173,488	5,013,500	5,997,400	5,971,400
612840	Communications Equipment Maintenance (Includes Software)	692,855	833,500	809,500	803,811	677,100	890,500	890,500
200	TOTAL CONTRACTUAL SERVICES	8,372,875	10,843,000	10,843,000	10,611,019	9,039,800	12,005,500	11,979,500
623520	Office, Printing, and Photographic Supplies, Equipment, and Furniture	876	11,500	11,500	8,500	2,000	4,500	4,500
623800	Computer Software	197,352	243,000	243,000	86,970	179,700	113,800	113,800
623810	Computer Supplies	1,273,517	916,000	916,000	828,090	899,800	807,600	807,600
623850	Communications Supplies	170,385	274,900	274,900	229,093	263,000	261,500	261,500
300	TOTAL MATERIALS AND SUPPLIES	1,642,130	1,445,400	1,445,400	1,152,653	1,344,500	1,187,400	1,187,400
634810	Computer Equipment	1,106,125	1,045,000	1,035,000	775,592	965,700	345,000	345,000
634840	Communications Equipment (Includes Software)	20,525	105,800	115,800	114,940	115,000	90,000	90,000
400	TOTAL MACHINERY AND EQUIPMENT	1,126,650	1,150,800	1,150,800	890,532	1,080,700	435,000	435,000
TOTAL INFORMATION TECHNOLOGY		\$ 18,837,943	\$ 22,895,500	\$ 22,895,500	\$ 18,644,080	\$ 19,139,700	\$ 22,882,900	\$ 22,796,900

NOTES: 1. Amounts may not add up due to rounding.  
 2. Departmental appropriation totals for salaries in the Line Item Analysis may differ from those contained in the Position Analysis by a factor identified to adjust for vacancies.  
 Additionally, Estimated Expenditure may either exceed Adjusted Appropriation when transfers of funds are anticipated or be less than Expenditure (Committed Budget plus Disbursement) when not all commitments are anticipated to be completed by year-end.

Fund: Corporate Dept: Information Technology		POSITION ANALYSIS				
		2022	2023		2024	
Pay Plan & Grade	Class Title	Actual FTEs	Budgeted FTEs	Appropriation in Dollars	Recommended By Committee on Budget / Employment	
					Budgeted FTEs	Appropriation in Dollars
<b>270</b>	<b>Executive Division</b>					
<b>271</b>	<b>Executive Section</b>					
EX17	Director of Information Technology	1	1		1	
EX06	Secretary to Officer	1	1		1	
TOTAL 271	Executive Section	2	2	386,195	2	386,195
<b>275</b>	<b>Project Management Office Section</b>					
HP19	Project Management Office Manager	1	1		1	
HP18	Senior Project Manager	—	1		1	
HP16	Applications Administrator #2 (Project Manager)	1	1		1	
HP16	Project Manager	1	1		2	
HP14	Business Analyst	1	1		2	
TOTAL 275	Project Management Office Section	4	5	694,569	7	867,949
TOTAL 270	Executive Division	6	7	1,080,764	9	1,254,145
<b>280</b>	<b>Enterprise Infrastructure Division - MOB</b>					
<b>281</b>	<b>Enterprise Infrastructure Administration Section - MOB</b>					
HP20	Assistant Director of Information Technology	1	2		2	
HP19	Information Technology Manager	2	2		3	
HP11	Administrative Specialist	1	1		1	
TOTAL 281	Enterprise Infrastructure Administration Section - MOB	4	5	771,604	6	911,621
<b>282</b>	<b>Network Management Unit - MOB</b>					
HP18	Senior Systems Administrator	1	1		1	
HP17	Computer Systems Administrator #2 (Systems Administrator) (New Grade HP16)	3	3		2	
HP17	Senior Systems Programmer #2 (Systems Administrator) (New Grade HP16)	1	1		1	
HP16	Systems Administrator	1	1		2	
HP14	IT Security Analyst	—	—		1	
TOTAL 282	Network Management Unit - MOB	6	6	935,085	7	988,345
<b>283</b>	<b>Network Infrastructure Unit - MOB</b>					
HP18	Senior Network Engineer	1	1		1	

Fund: Corporate Dept: Information Technology		POSITION ANALYSIS				
		2022	2023		2024	
Pay Plan & Grade	Class Title	Actual FTEs	Budgeted FTEs	Appropriation in Dollars	Recommended By Committee on Budget / Employment	
					Budgeted FTEs	Appropriation in Dollars
HP16	Network Engineer	3	3		3	
HP14	Network Analyst	2	2		2	
NR1541	Telecommunications Specialist #1	—	1		—	
TOTAL 283	Network Infrastructure Unit - MOB	6	7	866,475	6	790,789
<b>285</b>	<b>IT Service Desk Unit - MOB</b>					
HP15	IT Support Coordinator	1	1		1	
HP12	Systems Support Specialist II #2 (IT Support Analyst I) (New Grade HP11)	1	1		1	
HP11	IT Support Analyst I	2	2		3	
TOTAL 285	IT Service Desk Unit - MOB	4	4	372,896	5	434,962
<b>286</b>	<b>Desktop Engineering Unit - MOB</b>					
HP18	Senior Desktop Engineer	1	1		1	
HP17	Computer Systems Administrator #2 (Desktop Engineer) (New Grade HP16)	2	2		2	
HP16	Desktop Engineer	—	1		1	
HP15	Computer Systems Coordinator #2 (Desktop Analyst) (New Grade HP14)	1	1		—	
TOTAL 286	Desktop Engineering Unit - MOB	4	5	724,610	4	626,126
<b>287</b>	<b>Audio Visual Services Unit - MOB</b>					
HP16	A/V Administrator	2	2		2	
HP14	A/V Analyst	1	1		1	
TOTAL 287	Audio Visual Services Unit - MOB	3	3	347,680	3	353,746
<b>288</b>	<b>IT Field Service Unit - MOB</b>					
HP18	Senior Computer Systems Administrator #2 (IT Support Coordinator) (New Grade HP15)	1	1		1	
HP15	Computer Systems Coordinator #2 (IT Support Analyst II) (New Grade HP13)	1	1		1	
HP13	IT Support Analyst II	4	6		6	
TOTAL 288	IT Field Service Unit - MOB	6	8	857,823	8	857,825
<b>289</b>	<b>IT Security &amp; Governance Unit - MOB</b>					
HP18	Senior IT Security Administrator	1	2		1	



Fund: Corporate Dept: Information Technology		POSITION ANALYSIS				
		2022	2023		2024	
Pay Plan & Grade	Class Title	Actual FTEs	Budgeted FTEs	Appropriation in Dollars	Recommended By Committee on Budget / Employment	
					Budgeted FTEs	Appropriation in Dollars
HP18	Senior IT Security Administrator #1	—	—		1	
HP16	IT Security Administrator	—	1		1	
TOTAL 289	IT Security & Governance Unit - MOB	1	3	423,412	3	423,412
TOTAL 280	Enterprise Infrastructure Division - MOB	34	41	5,299,584	42	5,386,826
<b>290</b>	<b>Enterprise Applications Division - MOB</b>					
<b>291</b>	<b>Enterprise Applications Administration Section - MOB</b>					
HP19	Information Technology Manager	1	1		1	
HP11	Administrative Specialist	1	1		1	
TOTAL 291	Enterprise Applications Administration Section - MOB	2	2	226,778	2	237,954
<b>292</b>	<b>Business Applications Unit - MOB</b>					
HP18	Senior Applications Administrator	1	1		1	
HP17	Webmaster #1	1	1		1	
HP16	Applications Administrator	1	2		2	
HP14	Applications Analyst	1	1		2	
TOTAL 292	Business Applications Unit - MOB	4	5	693,882	6	788,179
<b>293</b>	<b>ERP Support Unit - MOB</b>					
HP17	Senior Systems Programmer #1	2	2		2	
HP16	Applications Administrator	1	1		1	
TOTAL 293	ERP Support Unit - MOB	3	3	455,320	3	455,320
<b>294</b>	<b>Enterprise GIS Support Unit - MOB</b>					
HP18	Senior Applications Administrator	1	1		1	
HP16	Applications Administrator	—	1		1	
HP16	Applications Administrator #2 (GIS Analyst) (New Grade HP14)	1	1		1	
HP14	Applications Analyst	—	—		1	
HP14	GIS Analyst	1	1		—	
TOTAL 294	Enterprise GIS Support Unit - MOB	3	4	534,869	4	530,971
<b>295</b>	<b>Applications Development Unit - MOB</b>					
HP18	Senior Applications Developer	1	1		1	
HP16	Applications Developer	1	1		1	

Fund: Corporate Dept: Information Technology		POSITION ANALYSIS				
		2022	2023		2024	
Pay Plan & Grade	Class Title	Actual FTEs	Budgeted FTEs	Appropriation in Dollars	Recommended By Committee on Budget / Employment	
					Budgeted FTEs	Appropriation in Dollars
HP14	Applications Analyst	1	1		2	
TOTAL 295	Applications Development Unit - MOB	3	3	403,645	4	507,362
<b>296</b>	<b>Enterprise Database Support Unit - MOB</b>					
HP18	Senior Database Administrator	1	1		1	
HP16	Database Administrator	2	2		2	
TOTAL 296	Enterprise Database Support Unit - MOB	3	3	445,678	3	386,481
TOTAL 290	Enterprise Applications Division - MOB	18	20	2,760,172	22	2,906,267
TOTAL	Information Technology	58	68	9,140,519	73	9,547,238

NOTE: Departmental appropriation totals for salaries in the Position Analysis differ from those contained in the Line Item Analysis by a factor identified to adjust for vacancies. Salary ranges corresponding to the pay plan and grade for each class title can be found in the table of Salary Schedules in the Appendix. Dollar amounts may not add up due to rounding.

101 30000	Fund: Corporate Department: Law	LINE ITEM ANALYSIS						
		2022	2023			2024		
Account Number	Account Name	Expenditure	Original Appropriation	Adjusted Appropriation 09/30/23	Expenditure (Committed Budget plus Disbursement) 09/30/23	Estimated Expenditure 12/31/23	Proposed by Executive Director	Recommended by Committee on Budget and Employment
601010	Salaries of Regular Employees	\$ 5,463,607	\$ 6,207,200	\$ 6,207,200	\$ 4,284,275	\$ 5,571,800	\$ 6,109,500	\$ 6,109,500
601060	Compensation Plan Adjustments	25,360	127,200	127,200	53,288	53,300	99,000	99,000
601070	Social Security and Medicare Contributions	77,351	87,900	87,900	63,829	80,000	93,100	93,100
601100	Tuition and Training Payments	7,436	16,600	16,600	7,662	15,800	17,500	17,500
100	TOTAL PERSONAL SERVICES	5,573,753	6,438,900	6,438,900	4,409,054	5,720,900	6,319,100	6,319,100
612010	Travel	1,998	5,400	5,400	—	4,700	5,900	5,900
612030	Meals and Lodging	6,874	13,800	13,800	5,091	13,800	13,800	13,800
612040	Postage, Freight, and Delivery Charges	909	900	900	900	900	900	900
612050	Compensation for Personally-Owned Automobiles	1,725	5,100	5,100	3,085	4,600	5,100	5,100
612090	Reprographic Services	490	7,000	7,000	111	600	7,000	7,000
612250	Court Reporting Services	29,585	50,000	50,000	34,410	25,000	30,000	30,000
612410	Governmental Service Charges	500	500	500	—	500	500	500
612430	Payments for Professional Services	556,072	1,139,200	1,139,200	981,574	678,000	1,157,500	1,157,500
612490	Contractual Services, N.O.C.	59,473	102,400	102,400	64,293	86,100	102,600	102,600
612520	Waste Material Disposal Charges	43,826	78,000	78,000	71,000	59,800	78,000	78,000
612780	Safety Repairs and Services	5,108	—	—	—	—	—	—
200	TOTAL CONTRACTUAL SERVICES	706,558	1,402,300	1,402,300	1,160,464	874,000	1,401,300	1,401,300
623520	Office, Printing, and Photographic Supplies, Equipment, and Furniture	2,374	6,300	6,300	2,862	5,500	6,500	6,500
623720	Books, Maps, and Charts	11,667	13,000	13,000	9,837	13,000	13,000	13,000
623990	Materials and Supplies, N.O.C.	—	200	200	—	200	200	200
300	TOTAL MATERIALS AND SUPPLIES	14,041	19,500	19,500	12,699	18,700	19,700	19,700
667130	Taxes on Real Estate	707,785	780,000	780,000	699,682	699,700	860,000	860,000
700	TOTAL FIXED AND OTHER CHARGES	707,785	780,000	780,000	699,682	699,700	860,000	860,000
TOTAL LAW		\$ 7,002,137	\$ 8,640,700	\$ 8,640,700	\$ 6,281,899	\$ 7,313,300	\$ 8,600,100	\$ 8,600,100

NOTES: 1. Amounts may not add up due to rounding.  
 2. Departmental appropriation totals for salaries in the Line Item Analysis may differ from those contained in the Position Analysis by a factor identified to adjust for vacancies.  
 Additionally, Estimated Expenditure may either exceed Adjusted Appropriation when transfers of funds are anticipated or be less than Expenditure (Committed Budget plus Disbursement) when not all commitments are anticipated to be completed by year-end.

101 40000	Fund: Corporate Department: Finance	LINE ITEM ANALYSIS						
		2022	2023			2024		
Account Number	Account Name	Expenditure	Original Appropriation	Adjusted Appropriation 09/30/23	Expenditure (Committed Budget plus Disbursement) 09/30/23	Estimated Expenditure 12/31/23	Proposed by Executive Director	Recommended by Committee on Budget and Employment
601010	Salaries of Regular Employees	\$ 3,194,904	\$ 3,429,900	\$ 3,429,900	\$ 2,606,716	\$ 3,337,500	\$ 3,491,100	\$ 3,491,100
601060	Compensation Plan Adjustments	27,866	85,600	85,600	10,228	13,700	59,400	59,400
601070	Social Security and Medicare Contributions	44,840	49,400	49,400	38,374	47,800	53,200	53,200
601100	Tuition and Training Payments	27,649	40,000	40,000	24,774	38,800	30,000	30,000
100	TOTAL PERSONAL SERVICES	3,295,258	3,604,900	3,604,900	2,680,092	3,437,800	3,633,700	3,633,700
612010	Travel	2,645	10,000	10,000	3,052	4,200	10,000	10,000
612030	Meals and Lodging	6,776	15,000	15,000	5,968	8,500	12,000	12,000
612040	Postage, Freight, and Delivery Charges	58	500	500	36	400	500	500
612050	Compensation for Personally-Owned Automobiles	175	500	500	78	400	500	500
612090	Reprographic Services	2,000	2,500	2,500	1,400	2,400	2,500	2,500
612250	Court Reporting Services	31,599	50,000	50,000	50,000	32,000	53,000	53,000
612340	Discount Lost	2,632	3,000	5,000	3,491	4,000	3,000	3,000
612430	Payments for Professional Services	298,991	499,800	497,800	305,780	371,200	432,800	492,800
612490	Contractual Services, N.O.C.	760	2,500	2,500	1,265	1,300	2,500	2,500
612800	Repairs to Office Furniture and Equipment	5,513	6,500	6,500	—	—	6,500	6,500
200	TOTAL CONTRACTUAL SERVICES	351,149	590,300	590,300	371,070	424,400	523,300	583,300
623520	Office, Printing, and Photographic Supplies, Equipment, and Furniture	6,230	25,500	25,500	4,885	13,500	12,000	12,000
623720	Books, Maps, and Charts	—	500	500	—	500	500	500
623990	Materials and Supplies, N.O.C.	—	500	500	—	500	500	500
300	TOTAL MATERIALS AND SUPPLIES	6,230	26,500	26,500	4,885	14,500	13,000	13,000
TOTAL FINANCE		\$ 3,652,637	\$ 4,221,700	\$ 4,221,700	\$ 3,056,047	\$ 3,876,700	\$ 4,170,000	\$ 4,230,000

NOTES: 1. Amounts may not add up due to rounding.  
 2. Departmental appropriation totals for salaries in the Line Item Analysis may differ from those contained in the Position Analysis by a factor identified to adjust for vacancies.  
 Additionally, Estimated Expenditure may either exceed Adjusted Appropriation when transfers of funds are anticipated or be less than Expenditure (Committed Budget plus Disbursement) when not all commitments are anticipated to be completed by year-end.

Account Number	Account Name	LINE ITEM ANALYSIS						
		2022		2023			2024	
		Expenditure	Original Appropriation	Adjusted Appropriation 09/30/23	Expenditure (Committed Budget plus Disbursement) 09/30/23	Estimated Expenditure 12/31/23	Proposed by Executive Director	Recommended by Committee on Budget and Employment
101 60000	Fund: Corporate Department: Maintenance & Operations Division: All Divisions							
601010	Salaries of Regular Employees	\$ 93,733,215	\$ 100,265,700	\$ 100,175,700	\$ 74,748,151	\$ 92,753,900	\$ 101,836,400	\$ 101,836,400
601060	Compensation Plan Adjustments	4,786,067	5,634,100	5,601,800	3,780,786	4,863,500	5,151,900	5,151,900
601070	Social Security and Medicare Contributions	1,380,037	1,496,400	1,496,400	1,155,492	1,419,300	1,572,700	1,572,700
601080	Salaries of Nonbudgeted Employees	4,686	5,000	127,300	95,990	92,200	5,000	5,000
601100	Tuition and Training Payments	76,684	219,000	219,000	95,404	101,300	317,700	317,700
100	TOTAL PERSONAL SERVICES	99,980,689	107,620,200	107,620,200	79,875,823	99,230,200	108,883,700	108,883,700
612010	Travel	3,940	17,200	17,200	7,394	14,200	24,900	24,900
612030	Meals and Lodging	47,857	64,800	64,800	41,874	46,800	83,100	83,100
612050	Compensation for Personally-Owned Automobiles	72,835	109,100	109,100	84,043	99,300	108,000	108,000
612080	Motor Vehicle Operating Services	1,415	2,000	2,000	208	1,200	1,800	1,800
612150	Electrical Energy	37,719,133	55,258,100	55,258,100	32,090,964	43,461,000	55,209,100	55,209,100
612160	Natural Gas	3,429,730	6,892,300	3,992,200	1,568,217	3,134,400	4,020,000	3,869,900
612170	Water and Water Services	1,605,139	1,964,600	1,964,600	1,164,909	1,759,900	2,208,100	2,208,100
612240	Testing and Inspection Services	118,745	208,500	208,500	139,869	165,300	412,600	421,600
612330	Rental Charges	135,234	153,400	174,400	173,756	159,200	159,400	159,400
612410	Governmental Service Charges	4,599,832	4,354,200	4,354,200	3,500,165	4,718,600	5,042,700	5,042,700
612420	Maintenance of Grounds and Pavements	1,130,789	2,366,200	2,336,200	1,947,809	1,947,900	2,104,600	2,104,600
612430	Payments for Professional Services	71,928	103,500	103,500	103,440	96,000	334,900	334,900
612490	Contractual Services, N.O.C.	545,645	1,075,900	855,900	732,529	724,800	1,228,100	1,228,100
612520	Waste Material Disposal Charges	12,491,126	14,306,500	17,196,600	17,046,585	13,729,300	15,701,200	15,991,200
612530	Farming Services	29,106	89,200	89,200	89,200	60,000	75,000	75,000
612590	Sludge Disposal	5,226,499	5,800,000	5,800,000	5,800,000	4,800,000	5,800,000	5,800,000
612600	Repairs to Collection Facilities	3,524,161	5,649,100	5,613,100	5,438,186	4,490,900	6,997,700	7,279,100
612620	Repairs to Waterway Facilities	100,212	410,100	410,100	277,714	202,900	482,100	482,100
612650	Repairs to Process Facilities	13,660,790	14,772,200	14,152,200	13,741,849	12,590,100	14,836,100	14,936,100
612670	Repairs to Railroads	795,042	476,000	282,000	229,921	460,900	536,000	536,000
612680	Repairs to Buildings	725,315	2,411,200	2,229,600	2,013,470	1,967,700	2,766,500	2,761,500
612760	Repairs to Material Handling and Farming Equipment	352,396	436,000	461,000	458,211	420,200	346,000	351,000
612780	Safety Repairs and Services	359,268	382,000	396,000	388,049	369,800	389,600	389,600
612820	Computer Software Maintenance	9,543	10,100	10,100	9,975	10,100	60,400	60,500
612860	Repairs to Vehicle Equipment	77,407	138,600	180,200	178,649	148,000	134,600	134,600

Account Number	Account Name	LINE ITEM ANALYSIS						
		2022		2023			2024	
		Expenditure	Original Appropriation	Adjusted Appropriation 09/30/23	Expenditure (Committed Budget plus Disbursement) 09/30/23	Estimated Expenditure 12/31/23	Proposed by Executive Director	Recommended by Committee on Budget and Employment
612990	Repairs, N.O.C.	2,255	24,200	24,200	15,545	19,600	30,200	30,200
200	TOTAL CONTRACTUAL SERVICES	86,835,342	117,475,000	116,285,000	87,242,531	95,598,100	119,092,700	119,623,100
623030	Metals	28,467	32,500	32,500	31,747	29,600	47,600	47,600
623070	Electrical Parts and Supplies	3,030,045	5,272,400	5,389,800	5,231,864	4,101,600	5,521,400	5,421,400
623090	Plumbing Accessories and Supplies	612,379	949,200	1,081,700	974,732	804,000	1,245,500	1,285,000
623110	Hardware	6,310	4,100	4,100	1,531	3,200	12,000	12,000
623130	Buildings, Grounds, Paving Materials, and Supplies	108,745	228,500	228,500	223,866	207,500	281,400	281,400
623170	Fiber, Paper, and Insulation Materials	5,015	5,500	5,500	5,500	5,100	5,500	5,500
623190	Paints, Solvents, and Related Materials	7,013	8,300	16,300	15,574	8,100	13,300	13,300
623250	Vehicle Parts and Supplies	195,852	211,500	211,500	208,694	198,800	227,900	227,900
623270	Mechanical Repair Parts	4,774,101	6,843,500	6,613,600	5,622,460	5,320,000	6,593,000	6,123,100
623300	Manhole Materials	—	70,000	70,000	70,000	70,000	140,000	140,000
623520	Office, Printing, and Photographic Supplies, Equipment, and Furniture	56,751	64,300	64,300	58,537	60,400	110,500	110,500
623530	Farming Supplies	3,400	4,000	4,000	3,880	3,900	4,000	4,000
623560	Processing Chemicals	11,764,699	19,396,200	19,396,200	18,322,508	17,245,200	31,011,000	31,011,000
623570	Laboratory Testing Supplies, Small Equipment, and Chemicals	21,589	43,500	43,500	27,956	37,300	78,500	78,500
623660	Cleaning Supplies	3,643	5,500	5,500	4,914	5,200	6,700	6,700
623680	Tools and Supplies	215,940	315,200	315,200	306,347	295,900	343,300	343,300
623700	Wearing Apparel	502	4,100	4,100	2,752	3,600	4,500	4,500
623780	Safety and Medical Supplies	25,229	55,200	55,200	35,355	41,300	49,700	49,700
623800	Computer Software	90	41,300	41,300	12,653	36,900	49,500	49,500
623810	Computer Supplies	18,284	57,900	57,900	33,770	35,800	47,900	47,900
623820	Fuel	391,727	607,900	579,900	383,398	524,200	519,800	519,800
623840	Gases	—	—	—	—	—	3,600	3,600
623850	Communications Supplies	3,030	25,000	25,000	24,580	25,000	20,000	20,000
623860	Lubricants	52,166	67,200	67,200	33,799	57,800	42,200	42,200
623990	Materials and Supplies, N.O.C.	86,760	112,400	112,400	98,308	71,900	148,000	148,000
300	TOTAL MATERIALS AND SUPPLIES	21,411,738	34,425,200	34,425,200	31,734,725	29,192,300	46,526,800	45,996,400
634600	Equipment for Collection Facilities	25,685	122,500	51,500	48,717	73,200	45,000	45,000
634620	Equipment for Waterway Facilities	53,582	—	—	—	—	—	—
634650	Equipment for Process Facilities	421,830	1,578,000	2,576,200	2,560,013	1,125,000	2,782,600	2,782,600

101 60000 Fund: Corporate Department: Maintenance & Operations Division: All Divisions		LINE ITEM ANALYSIS						
		2022	2023				2024	
Account Number	Account Name	Expenditure	Original Appropriation	Adjusted Appropriation 09/30/23	Expenditure (Committed Budget plus Disbursement) 09/30/23	Estimated Expenditure 12/31/23	Proposed by Executive Director	Recommended by Committee on Budget and Employment
634760	Material Handling and Farming Equipment	350,000	1,502,000	1,652,500	1,652,460	599,000	2,258,000	2,258,000
634860	Vehicle Equipment	560,655	907,200	925,300	912,016	533,900	1,176,300	1,176,300
634990	Machinery and Equipment, N.O.C.	161,318	581,000	675,200	562,928	236,600	426,000	426,000
400	TOTAL MACHINERY AND EQUIPMENT	1,573,070	4,690,700	5,880,700	5,736,134	2,567,700	6,687,900	6,687,900
TOTAL MAINTENANCE & OPERATIONS		\$209,800,839	\$ 264,211,100	\$ 264,211,100	\$ 204,589,213	\$226,588,300	\$ 281,191,100	\$ 281,191,100

NOTES: 1. Amounts may not add up due to rounding.  
 2. Departmental appropriation totals for salaries in the Line Item Analysis may differ from those contained in the Position Analysis by a factor identified to adjust for vacancies.  
 Additionally, Estimated Expenditure may either exceed Adjusted Appropriation when transfers of funds are anticipated or be less than Expenditure (Committed Budget plus Disbursement) when not all commitments are anticipated to be completed by year-end.  
 3. For the M&O Department, Expenditure (Committed Budget plus Disbursement) may exceed Adjusted Appropriation for a specific division as funding is controlled at the M&O Overall department-level.

101 66000	Fund: Corporate Department: Maintenance & Operations Division: General	LINE ITEM ANALYSIS						
		2022	2023				2024	
Account Number	Account Name	Expenditure	Original Appropriation	Adjusted Appropriation 09/30/23	Expenditure (Committed Budget plus Disbursement) 09/30/23	Estimated Expenditure 12/31/23	Proposed by Executive Director	Recommended by Committee on Budget and Employment
601010	Salaries of Regular Employees	\$ 9,826,962	\$ 11,990,700	\$ 11,990,700	\$ 8,590,381	\$ 9,994,900	\$ 11,990,400	\$ 11,990,400
601060	Compensation Plan Adjustments	257,017	653,300	653,300	279,453	294,000	423,700	423,700
601070	Social Security and Medicare Contributions	140,580	165,900	165,900	130,647	162,200	186,200	186,200
601100	Tuition and Training Payments	8,669	25,100	25,100	22,645	21,400	32,200	32,200
100	TOTAL PERSONAL SERVICES	10,233,228	12,835,000	12,840,300	9,028,352	10,477,800	12,632,500	12,632,500
612010	Travel	—	500	500	405	500	500	500
612030	Meals and Lodging	822	4,700	4,700	1,797	2,700	4,300	4,300
612050	Compensation for Personally-Owned Automobiles	3,274	9,100	9,100	4,159	5,000	8,000	8,000
612080	Motor Vehicle Operating Services	1,017	700	700	40	200	500	500
612150	Electrical Energy	24,373	37,500	82,500	70,923	82,500	28,000	28,000
612160	Natural Gas	5,125	6,900	6,900	3,076	6,400	6,900	6,900
612170	Water and Water Services	13,668	35,100	35,100	14,348	15,000	32,100	32,100
612240	Testing and Inspection Services	—	4,100	4,100	—	—	4,100	4,100
612410	Governmental Service Charges	15,744	16,000	16,000	14,300	15,800	16,000	16,000
612420	Maintenance of Grounds and Pavements	23,045	167,000	167,000	151,900	143,900	151,900	151,900
612430	Payments for Professional Services	8,760	9,900	9,900	9,900	9,000	209,900	209,900
612490	Contractual Services, N.O.C.	67,181	401,100	81,300	81,278	51,200	426,600	426,600
612520	Waste Material Disposal Charges	456	8,000	5,000	5,000	5,200	8,000	8,000
612600	Repairs to Collection Facilities	1,245,163	1,590,000	2,198,800	2,198,771	1,608,000	1,639,000	1,639,000
612620	Repairs to Waterway Facilities	100,212	410,100	410,100	277,714	202,900	482,100	482,100
612680	Repairs to Buildings	6,960	22,000	22,000	14,500	14,500	24,500	24,500
612780	Safety Repairs and Services	6,128	9,900	9,900	9,900	8,100	9,900	9,900
612860	Repairs to Vehicle Equipment	28,608	34,000	34,000	34,000	20,000	34,000	34,000
612990	Repairs, N.O.C.	—	4,200	4,200	2,000	2,000	4,200	4,200
200	TOTAL CONTRACTUAL SERVICES	1,550,535	2,770,800	3,101,800	2,894,011	2,192,900	3,140,500	3,140,500
623070	Electrical Parts and Supplies	13,830	533,300	44,200	29,526	224,100	96,500	96,500
623090	Plumbing Accessories and Supplies	2,316	5,000	2,500	2,500	4,500	12,000	12,000
623110	Hardware	1,527	2,000	2,000	500	1,300	1,000	1,000
623130	Buildings, Grounds, Paving Materials, and Supplies	—	5,500	8,000	8,000	3,500	15,400	15,400
623190	Paints, Solvents, and Related Materials	—	—	8,000	7,530	—	—	—
623250	Vehicle Parts and Supplies	1,015	2,500	2,200	2,139	2,500	2,500	2,500
623270	Mechanical Repair Parts	98,996	191,000	191,000	116,000	101,000	171,000	171,000



101 66000	Fund: Corporate Department: Maintenance & Operations Division: General	LINE ITEM ANALYSIS						
		2022	2023				2024	
Account Number	Account Name	Expenditure	Original Appropriation	Adjusted Appropriation 09/30/23	Expenditure (Committed Budget plus Disbursement) 09/30/23	Estimated Expenditure 12/31/23	Proposed by Executive Director	Recommended by Committee on Budget and Employment
623300	Manhole Materials	—	70,000	70,000	70,000	70,000	140,000	140,000
623520	Office, Printing, and Photographic Supplies, Equipment, and Furniture	2,704	10,500	10,500	9,835	8,600	13,500	13,500
623560	Processing Chemicals	123,346	202,700	202,700	200,200	164,700	202,700	202,700
623680	Tools and Supplies	8,146	25,000	15,000	9,774	22,000	27,000	27,000
623700	Wearing Apparel	502	3,500	3,500	2,752	3,400	3,500	3,500
623780	Safety and Medical Supplies	11,681	15,000	15,000	12,621	13,000	15,000	15,000
623800	Computer Software	—	—	—	—	—	2,000	2,000
623810	Computer Supplies	3,536	5,900	900	—	4,000	7,900	7,900
300	TOTAL MATERIALS AND SUPPLIES	267,598	1,071,900	575,500	471,377	622,600	710,000	710,000
634620	Equipment for Waterway Facilities	53,582	—	—	—	—	—	—
634990	Machinery and Equipment, N.O.C.	18,468	—	—	—	—	—	—
400	TOTAL MACHINERY AND EQUIPMENT	72,050	—	—	—	—	—	—
TOTAL GENERAL DIVISION		\$ 12,123,411	\$ 16,677,700	\$ 16,517,600	\$ 12,393,740	\$ 13,293,300	\$ 16,483,000	\$ 16,483,000

NOTES: 1. Amounts may not add up due to rounding.  
 2. Departmental appropriation totals for salaries in the Line Item Analysis may differ from those contained in the Position Analysis by a factor identified to adjust for vacancies.  
 Additionally, Estimated Expenditure may either exceed Adjusted Appropriation when transfers of funds are anticipated or be less than Expenditure (Committed Budget plus Disbursement) when not all commitments are anticipated to be completed by year-end.  
 3. For the M&O Department, Expenditure (Committed Budget plus Disbursement) may exceed Adjusted Appropriation for a specific division as funding is controlled at the M&O Overall department-level.

Account Number	Account Name	LINE ITEM ANALYSIS						
		2022		2023			2024	
		Expenditure	Original Appropriation	Adjusted Appropriation 09/30/23	Expenditure (Committed Budget plus Disbursement) 09/30/23	Estimated Expenditure 12/31/23	Proposed by Executive Director	Recommended by Committee on Budget and Employment
101 67000	Fund: Corporate Department: Maintenance & Operations Division: North Service Area							
601010	Salaries of Regular Employees	\$ 24,942,646	\$ 26,151,800	\$ 26,151,800	\$ 19,441,644	\$ 24,743,300	\$ 26,369,600	\$ 26,369,600
601060	Compensation Plan Adjustments	1,110,838	1,457,200	1,457,200	1,132,302	1,439,800	1,358,800	1,358,800
601070	Social Security and Medicare Contributions	363,209	391,000	391,000	302,268	373,500	409,500	409,500
601100	Tuition and Training Payments	26,842	55,600	50,900	31,722	38,700	67,100	67,100
100	TOTAL PERSONAL SERVICES	26,443,535	28,055,600	28,050,900	20,907,936	26,595,300	28,205,000	28,205,000
612010	Travel	2,373	9,900	6,700	2,203	6,400	8,500	8,500
612030	Meals and Lodging	18,864	23,500	19,700	14,738	19,000	29,200	29,200
612050	Compensation for Personally-Owned Automobiles	17,433	22,000	22,000	19,728	22,000	22,000	22,000
612080	Motor Vehicle Operating Services	156	500	500	35	500	500	500
612150	Electrical Energy	7,590,297	11,955,300	11,955,300	7,444,119	10,889,900	11,608,500	11,608,500
612160	Natural Gas	1,074,640	973,800	973,800	529,162	883,000	1,083,900	1,083,900
612170	Water and Water Services	65,443	94,800	94,800	46,522	63,800	91,700	91,700
612240	Testing and Inspection Services	31,199	72,900	72,900	67,366	56,400	91,400	91,400
612330	Rental Charges	2,175	2,400	28,400	27,824	26,200	1,600	1,600
612410	Governmental Service Charges	4,395,641	4,147,300	4,129,800	3,291,849	4,508,000	4,836,500	4,836,500
612420	Maintenance of Grounds and Pavements	42,117	554,000	654,400	565,533	274,000	425,000	425,000
612490	Contractual Services, N.O.C.	3,662	4,500	4,500	3,660	4,200	4,500	4,500
612520	Waste Material Disposal Charges	564,626	677,800	685,800	679,919	549,500	708,200	708,200
612530	Farming Services	29,106	89,200	89,200	89,200	60,000	75,000	75,000
612600	Repairs to Collection Facilities	189,515	910,300	191,500	110,440	57,500	1,201,900	1,201,900
612650	Repairs to Process Facilities	2,680,401	3,258,900	3,258,900	3,197,062	2,413,900	3,810,300	3,750,300
612680	Repairs to Buildings	208,878	979,500	839,500	796,496	695,200	737,500	732,500
612760	Repairs to Material Handling and Farming Equipment	9,912	45,500	70,500	68,810	67,200	5,500	10,500
612780	Safety Repairs and Services	70,451	75,700	75,700	75,550	71,800	83,000	83,000
612860	Repairs to Vehicle Equipment	9,938	24,000	24,000	23,922	11,800	20,000	20,000
200	TOTAL CONTRACTUAL SERVICES	17,006,827	23,921,800	23,197,900	17,054,138	20,680,300	24,844,700	24,784,700
623030	Metals	9,516	10,000	10,000	9,636	9,200	10,000	10,000
623070	Electrical Parts and Supplies	1,238,731	1,928,200	1,828,200	1,782,656	1,480,000	1,776,500	1,776,500
623090	Plumbing Accessories and Supplies	137,922	328,800	248,800	237,200	206,000	247,800	247,800
623130	Buildings, Grounds, Paving Materials, and Supplies	25,116	76,100	73,600	71,000	67,700	100,000	100,000
623190	Paints, Solvents, and Related Materials	2,344	2,300	2,300	2,290	2,300	2,300	2,300
623250	Vehicle Parts and Supplies	15,584	26,000	29,800	29,710	28,300	26,000	26,000

101 67000	Fund: Corporate Department: Maintenance & Operations Division: North Service Area	LINE ITEM ANALYSIS						
		2022	2023				2024	
Account Number	Account Name	Expenditure	Original Appropriation	Adjusted Appropriation 09/30/23	Expenditure (Committed Budget plus Disbursement) 09/30/23	Estimated Expenditure 12/31/23	Proposed by Executive Director	Recommended by Committee on Budget and Employment
623270	Mechanical Repair Parts	888,924	1,968,200	1,968,200	1,916,619	1,000,000	1,614,400	1,614,400
623520	Office, Printing, and Photographic Supplies, Equipment, and Furniture	20,882	24,000	24,000	22,016	23,900	31,000	31,000
623560	Processing Chemicals	699,937	1,321,800	1,321,800	1,137,542	725,000	1,257,100	1,257,100
623570	Laboratory Testing Supplies, Small Equipment, and Chemicals	18,629	34,000	34,000	20,573	29,000	64,000	64,000
623660	Cleaning Supplies	898	2,000	2,000	1,832	1,100	2,000	2,000
623680	Tools and Supplies	68,669	117,500	117,500	116,263	106,000	100,000	100,000
623780	Safety and Medical Supplies	8,571	18,500	18,500	17,019	16,100	18,500	18,500
623800	Computer Software	90	9,800	12,300	12,253	10,600	6,000	6,000
623810	Computer Supplies	9,749	35,000	35,000	24,309	20,400	21,000	21,000
623820	Fuel	18,538	22,600	22,600	16,500	18,500	35,800	35,800
623850	Communications Supplies	3,030	25,000	25,000	24,580	25,000	20,000	20,000
623860	Lubricants	23,606	30,000	30,000	21,798	25,400	5,000	5,000
623990	Materials and Supplies, N.O.C.	8,901	11,500	15,500	11,077	10,800	11,500	11,500
300	TOTAL MATERIALS AND SUPPLIES	3,199,637	5,991,300	5,819,100	5,474,873	3,805,300	5,348,900	5,348,900
634600	Equipment for Collection Facilities	25,685	97,500	51,500	48,717	50,200	45,000	45,000
634650	Equipment for Process Facilities	153,753	320,000	251,200	251,130	244,600	420,000	420,000
634760	Material Handling and Farming Equipment	—	—	152,600	152,580	—	480,100	480,100
634860	Vehicle Equipment	381,558	195,400	240,500	240,493	43,800	379,000	379,000
400	TOTAL MACHINERY AND EQUIPMENT	560,996	612,900	695,800	692,920	338,600	1,324,100	1,324,100
<b>TOTAL NORTH SERVICE AREA</b>		<b>\$ 47,210,995</b>	<b>\$ 58,581,600</b>	<b>\$ 57,763,700</b>	<b>\$ 44,129,867</b>	<b>\$ 51,419,500</b>	<b>\$ 59,722,700</b>	<b>\$ 59,662,700</b>

NOTES: 1. Amounts may not add up due to rounding.  
 2. Departmental appropriation totals for salaries in the Line Item Analysis may differ from those contained in the Position Analysis by a factor identified to adjust for vacancies.  
 Additionally, Estimated Expenditure may either exceed Adjusted Appropriation when transfers of funds are anticipated or be less than Expenditure (Committed Budget plus Disbursement) when not all commitments are anticipated to be completed by year-end.  
 3. For the M&O Department, Expenditure (Committed Budget plus Disbursement) may exceed Adjusted Appropriation for a specific division as funding is controlled at the M&O Overall department-level.

101 68000	Fund: Corporate Department: Maintenance & Operations Division: Calumet Service Area	LINE ITEM ANALYSIS						
		2022	2023			2024		
Account Number	Account Name	Expenditure	Original Appropriation	Adjusted Appropriation 09/30/23	Expenditure (Committed Budget plus Disbursement) 09/30/23	Estimated Expenditure 12/31/23	Proposed by Executive Director	Recommended by Committee on Budget and Employment
601010	Salaries of Regular Employees	\$ 19,862,548	\$ 20,819,300	\$ 20,819,300	\$ 15,847,697	\$ 19,671,200	\$ 21,435,000	\$ 21,435,000
601060	Compensation Plan Adjustments	1,078,004	1,116,600	1,116,600	658,276	827,900	1,156,800	1,156,800
601070	Social Security and Medicare Contributions	293,517	310,800	310,800	242,665	295,900	327,700	327,700
601080	Salaries of Nonbudgeted Employees	4,686	—	25,500	25,480	25,500	—	—
601100	Tuition and Training Payments	1,423	34,500	34,500	12,359	10,500	103,500	103,500
100	TOTAL PERSONAL SERVICES	21,240,178	22,281,200	22,306,700	16,786,477	20,831,000	23,023,000	23,023,000
612010	Travel	500	3,600	3,600	—	1,800	5,800	5,800
612030	Meals and Lodging	6,553	9,700	9,700	5,327	5,800	13,000	13,000
612050	Compensation for Personally-Owned Automobiles	29,869	48,000	48,000	34,169	47,400	48,000	48,000
612080	Motor Vehicle Operating Services	—	500	500	87	300	500	500
612150	Electrical Energy	8,702,762	14,088,100	14,088,100	7,700,494	10,309,000	13,244,600	13,244,600
612160	Natural Gas	999,803	1,095,400	1,095,400	463,464	914,900	1,195,400	1,045,300
612170	Water and Water Services	286,540	295,500	295,500	251,049	285,600	330,300	330,300
612240	Testing and Inspection Services	32,986	51,100	51,100	21,350	47,200	88,700	97,700
612330	Rental Charges	5,844	9,700	4,700	4,700	4,300	9,700	9,700
612410	Governmental Service Charges	98,052	100,000	117,500	104,136	104,500	100,000	100,000
612420	Maintenance of Grounds and Pavements	183,726	436,000	475,600	470,320	410,000	446,000	446,000
612490	Contractual Services, N.O.C.	3,386	18,900	18,900	18,397	17,900	31,900	31,900
612520	Waste Material Disposal Charges	3,730,504	5,245,600	4,851,000	4,706,925	4,899,300	5,230,300	5,520,300
612600	Repairs to Collection Facilities	510,993	419,400	250,000	196,408	245,400	704,500	555,500
612650	Repairs to Process Facilities	3,564,103	4,449,100	3,591,500	3,374,426	3,344,500	3,386,900	3,323,900
612680	Repairs to Buildings	188,550	841,700	800,100	713,460	797,000	1,178,900	1,178,900
612760	Repairs to Material Handling and Farming Equipment	136,314	100,000	100,000	100,000	98,300	100,000	100,000
612780	Safety Repairs and Services	35,455	31,600	31,600	31,530	31,500	38,500	38,500
612820	Computer Software Maintenance	3,181	3,400	3,400	3,325	3,400	3,400	3,500
612860	Repairs to Vehicle Equipment	24,193	53,500	95,100	93,671	95,000	53,500	53,500
612990	Repairs, N.O.C.	—	2,000	2,000	1,000	1,500	2,000	2,000
200	TOTAL CONTRACTUAL SERVICES	18,543,313	27,302,800	25,933,300	18,294,238	21,664,600	26,211,900	26,148,900
623030	Metals	8,824	12,100	12,100	11,712	10,200	12,600	12,600
623070	Electrical Parts and Supplies	613,396	1,215,400	1,215,400	1,141,498	751,900	978,800	978,800
623090	Plumbing Accessories and Supplies	93,423	243,100	263,100	233,606	203,100	263,100	263,100
623110	Hardware	1,418	—	—	—	—	—	—

101 68000	Fund: Corporate Department: Maintenance & Operations Division: Calumet Service Area	LINE ITEM ANALYSIS						
		2022	2023			2024		
Account Number	Account Name	Expenditure	Original Appropriation	Adjusted Appropriation 09/30/23	Expenditure (Committed Budget plus Disbursement) 09/30/23	Estimated Expenditure 12/31/23	Proposed by Executive Director	Recommended by Committee on Budget and Employment
623130	Buildings, Grounds, Paving Materials, and Supplies	37,210	63,200	63,200	61,238	60,500	78,200	78,200
623190	Paints, Solvents, and Related Materials	3,334	3,000	3,000	2,807	3,000	8,000	8,000
623250	Vehicle Parts and Supplies	31,133	65,000	65,900	65,872	63,900	75,000	75,000
623270	Mechanical Repair Parts	883,182	1,189,800	1,369,800	1,294,914	855,600	1,344,800	1,344,800
623520	Office, Printing, and Photographic Supplies, Equipment, and Furniture	21,780	15,800	15,800	14,859	15,600	52,000	52,000
623560	Processing Chemicals	1,841,774	5,112,100	5,112,100	4,234,774	4,270,100	16,574,400	16,574,400
623570	Laboratory Testing Supplies, Small Equipment, and Chemicals	2,148	7,000	7,000	6,432	7,000	10,500	10,500
623660	Cleaning Supplies	741	1,000	1,000	699	700	1,000	1,000
623680	Tools and Supplies	38,128	73,000	73,000	71,043	71,000	80,000	80,000
623780	Safety and Medical Supplies	3,869	15,800	15,800	1,210	8,200	15,800	15,800
623800	Computer Software	—	—	—	—	—	10,000	10,000
623810	Computer Supplies	—	—	5,000	3,790	—	2,000	2,000
623820	Fuel	50,165	108,000	88,000	87,451	71,700	115,000	115,000
623860	Lubricants	30	2,000	2,000	500	700	2,000	2,000
623990	Materials and Supplies, N.O.C.	31,211	39,500	37,500	31,741	27,000	42,500	42,500
300	TOTAL MATERIALS AND SUPPLIES	3,661,765	8,165,800	8,349,700	7,264,146	6,420,200	19,665,700	19,665,700
634650	Equipment for Process Facilities	104,281	630,000	1,736,000	1,719,905	262,700	1,952,600	1,952,600
634760	Material Handling and Farming Equipment	—	1,100,000	897,900	897,880	—	1,197,900	1,197,900
634860	Vehicle Equipment	80,230	257,800	249,000	235,726	54,300	272,300	272,300
634990	Machinery and Equipment, N.O.C.	142,850	436,000	436,000	400,995	80,000	371,000	371,000
400	TOTAL MACHINERY AND EQUIPMENT	327,361	2,423,800	3,318,900	3,254,506	397,000	3,793,800	3,793,800
TOTAL CALUMET SERVICE AREA		\$ 43,772,617	\$ 60,173,600	\$ 59,908,600	\$ 45,599,367	\$ 49,312,800	\$ 72,694,400	\$ 72,631,400

NOTES: 1. Amounts may not add up due to rounding.  
 2. Departmental appropriation totals for salaries in the Line Item Analysis may differ from those contained in the Position Analysis by a factor identified to adjust for vacancies.  
 Additionally, Estimated Expenditure may either exceed Adjusted Appropriation when transfers of funds are anticipated or be less than Expenditure (Committed Budget plus Disbursement) when not all commitments are anticipated to be completed by year-end.  
 3. For the M&O Department, Expenditure (Committed Budget plus Disbursement) may exceed Adjusted Appropriation for a specific division as funding is controlled at the M&O Overall department-level.

101 69000	Fund: Corporate Department: Maintenance & Operations Division: Stickney Service Area	LINE ITEM ANALYSIS						
		2022	2023			2024		
Account Number	Account Name	Expenditure	Original Appropriation	Adjusted Appropriation 09/30/23	Expenditure (Committed Budget plus Disbursement) 09/30/23	Estimated Expenditure 12/31/23	Proposed by Executive Director	Recommended by Committee on Budget and Employment
601010	Salaries of Regular Employees	\$ 39,101,060	\$ 41,303,900	\$ 41,213,900	\$ 30,868,430	\$ 38,344,500	\$ 42,041,400	\$ 42,041,400
601060	Compensation Plan Adjustments	2,340,208	2,407,000	2,374,700	1,710,755	2,301,800	2,212,600	2,212,600
601070	Social Security and Medicare Contributions	582,731	628,700	628,700	479,912	587,700	649,300	649,300
601080	Salaries of Nonbudgeted Employees	—	5,000	96,500	65,284	61,400	5,000	5,000
601100	Tuition and Training Payments	39,750	103,800	108,500	28,678	30,700	114,900	114,900
100	TOTAL PERSONAL SERVICES	42,063,749	44,448,400	44,422,300	33,153,059	41,326,100	45,023,200	45,023,200
612010	Travel	1,067	3,200	6,400	4,786	5,500	10,100	10,100
612030	Meals and Lodging	21,618	26,900	30,700	20,012	19,300	36,600	36,600
612050	Compensation for Personally-Owned Automobiles	22,259	30,000	30,000	25,987	24,900	30,000	30,000
612080	Motor Vehicle Operating Services	242	300	300	47	200	300	300
612150	Electrical Energy	21,401,701	29,177,200	29,132,200	16,875,428	22,179,600	30,328,000	30,328,000
612160	Natural Gas	1,350,162	4,816,200	1,916,100	572,515	1,330,100	1,733,800	1,733,800
612170	Water and Water Services	1,239,488	1,539,200	1,539,200	852,990	1,395,500	1,754,000	1,754,000
612240	Testing and Inspection Services	54,559	80,400	80,400	51,153	61,700	228,400	228,400
612330	Rental Charges	127,215	141,300	141,300	141,232	128,700	148,100	148,100
612410	Governmental Service Charges	90,395	90,900	90,900	89,880	90,300	90,200	90,200
612420	Maintenance of Grounds and Pavements	881,901	1,209,200	1,039,200	760,056	1,120,000	1,081,700	1,081,700
612430	Payments for Professional Services	63,168	93,600	93,600	93,540	87,000	125,000	125,000
612490	Contractual Services, N.O.C.	471,417	651,400	751,200	629,194	651,500	765,100	765,100
612520	Waste Material Disposal Charges	8,195,540	8,375,100	11,654,800	11,654,741	8,275,300	9,754,700	9,754,700
612590	Sludge Disposal	5,226,499	5,800,000	5,800,000	5,800,000	4,800,000	5,800,000	5,800,000
612600	Repairs to Collection Facilities	1,578,491	2,729,400	2,972,800	2,932,567	2,580,000	3,452,300	3,882,700
612650	Repairs to Process Facilities	7,416,286	7,064,200	7,301,800	7,170,362	6,831,700	7,638,900	7,861,900
612670	Repairs to Railroads	795,042	476,000	282,000	229,921	460,900	536,000	536,000
612680	Repairs to Buildings	320,927	568,000	568,000	489,014	461,000	825,600	825,600
612760	Repairs to Material Handling and Farming Equipment	206,170	290,500	290,500	289,401	254,700	240,500	240,500
612780	Safety Repairs and Services	247,234	264,800	278,800	271,069	258,400	258,200	258,200
612820	Computer Software Maintenance	6,362	6,700	6,700	6,650	6,700	7,000	7,000
612860	Repairs to Vehicle Equipment	14,668	27,100	27,100	27,057	21,200	27,100	27,100
612990	Repairs, N.O.C.	2,255	18,000	18,000	12,545	16,100	24,000	24,000
200	TOTAL CONTRACTUAL SERVICES	49,734,664	63,479,600	64,052,000	49,000,147	51,060,300	64,895,600	65,549,000

101 69000	Fund: Corporate Department: Maintenance & Operations Division: Stickney Service Area	LINE ITEM ANALYSIS						
		2022	2023				2024	
Account Number	Account Name	Expenditure	Original Appropriation	Adjusted Appropriation 09/30/23	Expenditure (Committed Budget plus Disbursement) 09/30/23	Estimated Expenditure 12/31/23	Proposed by Executive Director	Recommended by Committee on Budget and Employment
623030	Metals	10,126	10,400	10,400	10,400	10,200	25,000	25,000
623070	Electrical Parts and Supplies	1,164,087	1,595,500	2,302,000	2,278,184	1,645,600	2,669,600	2,569,600
623090	Plumbing Accessories and Supplies	378,718	372,300	567,300	501,426	390,400	722,600	762,100
623110	Hardware	3,366	2,100	2,100	1,031	1,900	11,000	11,000
623130	Buildings, Grounds, Paving Materials, and Supplies	46,419	83,700	83,700	83,628	75,800	87,800	87,800
623170	Fiber, Paper, and Insulation Materials	5,015	5,500	5,500	5,500	5,100	5,500	5,500
623190	Paints, Solvents, and Related Materials	1,336	3,000	3,000	2,947	2,800	3,000	3,000
623250	Vehicle Parts and Supplies	148,120	118,000	113,600	110,973	104,100	124,400	124,400
623270	Mechanical Repair Parts	2,902,999	3,494,500	3,084,600	2,294,927	3,363,400	3,462,800	2,992,900
623520	Office, Printing, and Photographic Supplies, Equipment, and Furniture	11,385	14,000	14,000	11,827	12,300	14,000	14,000
623530	Farming Supplies	3,400	4,000	4,000	3,880	3,900	4,000	4,000
623560	Processing Chemicals	9,099,642	12,759,600	12,759,600	12,749,992	12,085,400	12,976,800	12,976,800
623570	Laboratory Testing Supplies, Small Equipment, and Chemicals	812	2,500	2,500	951	1,300	4,000	4,000
623660	Cleaning Supplies	2,005	2,500	2,500	2,383	3,400	3,700	3,700
623680	Tools and Supplies	100,997	99,700	109,700	109,266	96,900	136,300	136,300
623700	Wearing Apparel	—	600	600	—	200	1,000	1,000
623780	Safety and Medical Supplies	1,109	5,900	5,900	4,504	4,000	400	400
623800	Computer Software	—	31,500	29,000	400	26,300	31,500	31,500
623810	Computer Supplies	4,999	17,000	17,000	5,671	11,400	17,000	17,000
623820	Fuel	323,024	477,300	469,300	279,447	434,000	369,000	369,000
623840	Gases	—	—	—	—	—	3,600	3,600
623860	Lubricants	28,530	35,200	35,200	11,501	31,700	35,200	35,200
623990	Materials and Supplies, N.O.C.	46,649	61,400	59,400	55,491	34,100	94,000	94,000
300	TOTAL MATERIALS AND SUPPLIES	14,282,738	19,196,200	19,680,900	18,524,329	18,344,200	20,802,200	20,271,800
634600	Equipment for Collection Facilities	—	25,000	—	—	23,000	—	—
634650	Equipment for Process Facilities	163,796	628,000	589,000	588,979	617,700	410,000	410,000
634760	Material Handling and Farming Equipment	350,000	402,000	602,000	602,000	599,000	580,000	580,000
634860	Vehicle Equipment	98,867	454,000	435,800	435,797	435,800	525,000	525,000

101 69000	Fund: Corporate Department: Maintenance & Operations Division: Stickney Service Area	LINE ITEM ANALYSIS						
		2022	2023				2024	
Account Number	Account Name	Expenditure	Original Appropriation	Adjusted Appropriation 09/30/23	Expenditure (Committed Budget plus Disbursement) 09/30/23	Estimated Expenditure 12/31/23	Proposed by Executive Director	Recommended by Committee on Budget and Employment
634990	Machinery and Equipment, N.O.C.	—	145,000	239,200	161,933	156,600	55,000	55,000
400	TOTAL MACHINERY AND EQUIPMENT	612,663	1,654,000	1,866,000	1,788,709	1,832,100	1,570,000	1,570,000
TOTAL STICKNEY SERVICE AREA		\$106,693,814	\$ 128,778,200	\$ 130,021,200	\$ 102,466,244	\$112,562,700	\$ 132,291,000	\$ 132,414,000

NOTES: 1. Amounts may not add up due to rounding.  
 2. Departmental appropriation totals for salaries in the Line Item Analysis may differ from those contained in the Position Analysis by a factor identified to adjust for vacancies.  
 Additionally, Estimated Expenditure may either exceed Adjusted Appropriation when transfers of funds are anticipated or be less than Expenditure (Committed Budget plus Disbursement) when not all commitments are anticipated to be completed by year-end.  
 3. For the M&O Department, Expenditure (Committed Budget plus Disbursement) may exceed Adjusted Appropriation for a specific division as funding is controlled at the M&O Overall department-level.



101 50000	Fund: Corporate Department: Engineering	LINE ITEM ANALYSIS						
		2022	2023			2024		
Account Number	Account Name	Expenditure	Original Appropriation	Adjusted Appropriation 09/30/23	Expenditure (Committed Budget plus Disbursement) 09/30/23	Estimated Expenditure 12/31/23	Proposed by Executive Director	Recommended by Committee on Budget and Employment
601010	Salaries of Regular Employees	\$ 20,759,712	\$ 25,078,500	\$ 25,078,500	\$ 16,455,025	\$ 21,194,300	\$ 24,259,800	\$ 24,259,800
601060	Compensation Plan Adjustments	285,988	845,000	845,000	328,823	661,700	782,900	782,900
601070	Social Security and Medicare Contributions	292,659	361,700	361,700	245,793	305,100	378,300	378,300
601100	Tuition and Training Payments	89,687	195,700	195,700	47,186	164,200	153,500	153,500
100	TOTAL PERSONAL SERVICES	21,428,046	26,480,900	26,480,900	17,076,827	22,325,300	25,574,500	25,574,500
612010	Travel	4,674	11,800	11,800	4,178	8,400	14,800	14,800
612030	Meals and Lodging	10,064	23,700	23,700	7,511	15,300	27,800	27,800
612040	Postage, Freight, and Delivery Charges	395	1,200	1,200	1,200	700	1,200	1,200
612050	Compensation for Personally-Owned Automobiles	1,236	8,000	8,000	919	1,100	8,000	8,000
612080	Motor Vehicle Operating Services	19	500	500	37	100	500	500
612090	Reprographic Services	3,050	3,500	3,500	3,500	3,500	8,500	8,500
612170	Water and Water Services	4,429	4,500	4,500	4,500	4,400	4,500	4,500
612240	Testing and Inspection Services	1,205,823	2,997,400	2,831,300	749,929	835,000	5,500,000	5,500,000
612330	Rental Charges	—	500	500	—	—	500	500
612410	Governmental Service Charges	—	—	10,000	10,000	10,000	—	—
612430	Payments for Professional Services	425,937	652,000	637,300	556,829	349,700	527,000	527,000
612490	Contractual Services, N.O.C.	—	4,500	5,700	3,576	3,600	4,500	4,500
612620	Repairs to Waterway Facilities	40,023	—	11,900	11,848	11,900	—	—
612680	Repairs to Buildings	—	260,000	415,000	311,000	311,000	55,000	55,000
612800	Repairs to Office Furniture and Equipment	4,140	7,100	8,200	7,100	6,600	7,100	7,100
612820	Computer Software Maintenance	—	—	—	—	—	12,800	12,800
612840	Communications Equipment Maintenance (Includes Software)	—	—	1,600	1,575	1,600	—	—
612970	Repairs to Testing and Laboratory Equipment	2,040	10,000	10,000	6,425	6,500	10,100	10,100
612990	Repairs, N.O.C.	—	1,000	1,000	1,000	1,000	2,000	2,000
200	TOTAL CONTRACTUAL SERVICES	1,701,831	3,985,700	3,985,700	1,681,127	1,570,400	6,184,300	6,184,300
623520	Office, Printing, and Photographic Supplies, Equipment, and Furniture	42,740	47,800	51,700	51,198	49,700	53,200	53,200
623680	Tools and Supplies	15,190	18,700	16,100	15,695	15,700	20,000	20,000
623720	Books, Maps, and Charts	1,966	9,000	5,200	3,294	5,100	10,000	10,000
623780	Safety and Medical Supplies	—	1,000	—	—	—	1,000	1,000
623800	Computer Software	40,350	42,000	45,700	45,600	45,300	75,000	75,000

101 50000	Fund: Corporate Department: Engineering	LINE ITEM ANALYSIS						
		2022	2023			2024		
Account Number	Account Name	Expenditure	Original Appropriation	Adjusted Appropriation 09/30/23	Expenditure (Committed Budget plus Disbursement) 09/30/23	Estimated Expenditure 12/31/23	Proposed by Executive Director	Recommended by Committee on Budget and Employment
623990	Materials and Supplies, N.O.C.	—	200	—	—	—	8,500	8,500
300	TOTAL MATERIALS AND SUPPLIES	100,247	118,700	118,700	115,787	115,800	167,700	167,700
634650	Equipment for Process Facilities	33,288	15,000	15,000	12,780	15,000	11,600	11,600
634990	Machinery and Equipment, N.O.C.	—	59,000	59,000	58,999	53,300	—	—
400	TOTAL MACHINERY AND EQUIPMENT	33,288	74,000	74,000	71,779	68,300	11,600	11,600
<b>TOTAL ENGINEERING</b>		<b>\$ 23,263,412</b>	<b>\$ 30,659,300</b>	<b>\$ 30,659,300</b>	<b>\$ 18,945,520</b>	<b>\$ 24,079,800</b>	<b>\$ 31,938,100</b>	<b>\$ 31,938,100</b>

NOTES: 1. Amounts may not add up due to rounding.  
 2. Departmental appropriation totals for salaries in the Line Item Analysis may differ from those contained in the Position Analysis by a factor identified to adjust for vacancies.  
 Additionally, Estimated Expenditure may either exceed Adjusted Appropriation when transfers of funds are anticipated or be less than Expenditure (Committed Budget plus Disbursement) when not all commitments are anticipated to be completed by year-end.

**Construction Fund Program**

<b>Awards in 2024</b>						
Project Name	Project Number	Est. Construction Cost	2024 Appropriation	Duration (days)	Est. Award Date	
Motor Control Center Replacement at Upper DuPage Reservoir, NSA	19-543-2E	\$ 250	\$ 250	253	Jan 2024	
Replacement of Telemetry, Various Locations	20-861-2E	1,300	1,188	353	Jan 2024	
Fox River Water Reclamation District (FRWRD) Albin D. Pagorski WRP Bar Screens	23-IGA-35	2,172	362	874	Jan 2024	
Fox River Water Reclamation District (FRWRD) 4160 Automatic Throw Over and Electrical Distribution System	23-IGA-36	2,172	362	875	Jan 2024	
Low Voltage Pump and Blower Switchgear and Aerated Grit MCC Replacement, SWRP	19-156-2E	6,750	4,007	493	Feb 2024	
Fox River Water Reclamation District (FRWRD) Biosolids Gas Utilization	21-IGA-20	887	425	577	Feb 2024	
HVAC System Replacement, Various Locations	21-611-21	22,000	4,000	1,216	Mar 2024	
Replace Gas Monitoring Systems, Various Locations	23-635-21	1,700	1,000	1,035	Mar 2024	
TARP Mechanical Equipment Improvements, CWRP	23-801-21	8,750	2,500	1,400	Mar 2024	
Truck Scale Replacements, Various Locations	24-695-21	950	600	670	Mar 2024	
Aeration Blower Improvements, SWRP	24-901-21	5,100	1,000	1,766	Mar 2024	
Expand Building Automation System, Main Office Building	J15090-082	750	750	305	Mar 2024	
Modify Air Vent Elevation, DS-M13, SSA	J66679-XX2.A	350	350	305	Mar 2024	
Construct Arc Flash Blast Wall, OWRP	J67722-XX2.A	300	300	305	Mar 2024	
HVAC Improvements to UV Building and Switchgear Building, OWRP	22-093-2M	1,250	1,125	700	Apr 2024	
Roof Rehabilitation, Various Locations	24-612-21	2,000	2,000	243	Apr 2024	
Fence Installation, HPWRP	J67754-XX2.A	250	250	29	Apr 2024	
Furnish, Deliver, and Install Automatic Transfer Switches, LWRP	J68823-002.A	300	300	274	Apr 2024	
Lagoon Slope Regrade, CALSMA	J68850-002.A	900	900	121	Apr 2024	
Exhaust Fan System Replacements, NSA	J67795-XX1.A	300	300	122	May 2024	
Roof Replacements, Various Locations, NSA	J67795-XX2.A	250	250	122	May 2024	
Fox River Water Reclamation District (FRWRD) Operations and Maintenance Building Replacement	21-IGA-21	1,557	290	582	Jun 2024	
Remove and Replace Pavement, Various Locations	24-651-21	1,300	1,300	152	Jun 2024	
Centrifuge Rehabilitation, SWRP	24-902-21	3,700	855	1,308	Jun 2024	
Higgins Creek Bank Stabilization, Touhy Avenue Reservoir, NSA	24-IGA-XX	750	750	365	Jun 2024	
Furnish, Deliver, and Install Air Handler for TPO Lab, HPWRP	J67754-XX1.A	300	300	213	Jun 2024	

<b>Awards in 2024 (continued)</b>						
Project Name	Project Number	Est. Construction Cost	2024 Appropriation	Duration (days)	Est. Award Date	
Rehabilitate Gravel Road at the Gloria Alitto Majewski Reservoir, KWRP	J67783-XX1.A	\$ 300	\$ 300	91	Jun 2024	
Roof Replacements, CWRP	J68843-XX1.A	774	774	91	Jun 2024	
Mechanical Process Improvements, Various Locations	24-601-21	13,000	622	882	Aug 2024	
Railroad Track Improvements, SSA	20-907-21	3,800	1,000	456	Oct 2024	
Underground Storage Tank Improvements, Various Locations	22-602-21	800	150	456	Oct 2024	
Total 2024 Awards		\$ 84,962	\$ 28,560			

<b>Projects Under Construction</b>						
Project Name	Project Number	Est. Construction Cost	2024 Appropriation	Duration (days)	Award Date	
Rehabilitate Aeration Blowers, SWRP	20-908-21	\$ 3,385	\$ 2,000	1,699	May 2020	
Furnish, Deliver, and Install HVAC Control Panels, SWRP	21-910-21	1,062	30	682	May 2022	
Chemical Phosphorus Removal Facility, CWRP	18-254-3P	15,675	3,165	562	Aug 2022	
Centennial Fountain Rehabilitation, SSA	J69922-024	3,722	3,722	905	Jul 2023	
Refrigeration Improvements, CWRP and EWRP	23-106-22	239	239	417	Aug 2023	
Rehabilitate City Water Tanks, Various Locations	23-684-21B	1,878	1,878	365	Aug 2023	
Fullersburg Woods Master Plan, DRSCW	21-863-2C	9,376	8,000	481	Sep 2023	
Influent Gate Demolition, SWRP	22-902-23	1,373	1,373	467	Sep 2023	
Furnishing and Delivering Harmonic Filters, SWRP	23-904-23	243	243	128	Oct 2023	
Biogas Combined Heat and Power System, EWRP	20-415-2S	8,340	4,170	509	Nov 2023	
Furnish, Deliver, and Install Primary Bag Filters, CWRP	22-601-21	350	350	411	Nov 2023	
Remove and Replace One 23XL Chiller, Main Office Building	22-404-21	700	350	516	Dec 2023	
Centrifuge Improvements at Post-Digestion Centrifuge Facility, SWRP	22-903-21	4,500	2,000	831	Dec 2023	
Rehabilitate Digester Covers, Various Locations	23-684-22A	882	650	761	Dec 2023	
Total Projects Under Construction		\$ 51,725	\$ 28,170			
Cumulative 2024 Awards and Projects Under Construction		\$ 136,687	\$ 56,730			

**Note: All cost figures are in thousands of dollars.**

201 50000	Fund: Construction Department: Engineering	LINE ITEM ANALYSIS						
		2022	2023			2024		
Account Number	Account Name	Expenditure	Original Appropriation	Adjusted Appropriation 09/30/23	Expenditure (Committed Budget plus Disbursement) 09/30/23	Estimated Expenditure 12/31/23	Proposed by Executive Director	Recommended by Committee on Budget and Employment
612240	Testing and Inspection Services	\$ 139,620	\$ 250,000	\$ 406,000	\$ 279,459	\$ 336,000	\$ 366,000	\$ 366,000
612400	Intergovernmental Agreements	—	4,938,700	4,142,700	428,552	428,600	10,657,700	10,657,700
612430	Payments for Professional Services	441,038	950,000	950,000	828,671	769,100	800,000	850,000
612450	Professional Engineering Services for Construction Projects	471,291	1,404,000	1,404,000	931,000	700,000	904,000	904,000
200	TOTAL CONTRACTUAL SERVICES	1,051,949	7,542,700	6,902,700	2,467,682	2,233,700	12,727,700	12,777,700
645650	Process Facilities Structures	474,650	27,136,900	27,536,900	27,284,216	16,963,200	8,666,600	8,826,000
645680	Buildings	576,876	1,835,000	1,485,000	779,400	653,500	2,450,000	2,450,000
645700	Preservation of Collection Facility Structures	1,145,592	1,943,300	2,243,300	1,164,419	1,351,300	5,276,200	5,807,600
645720	Preservation of Waterway Facility Structures	—	1,512,500	2,152,500	1,889,778	298,600	3,384,800	3,984,800
645750	Preservation of Process Facility Structures	920,910	4,905,000	4,640,300	3,786,999	2,067,800	14,321,300	14,321,300
645780	Preservation of Buildings	1,475,064	5,625,000	5,255,000	3,386,953	1,558,300	11,089,500	11,119,500
645790	Preservation of Capital Projects, N.O.C.	814,072	1,000,000	1,264,700	1,192,433	955,000	2,050,000	2,050,000
500	TOTAL CAPITAL PROJECTS	5,407,164	43,957,700	44,577,700	39,484,198	23,847,700	47,238,400	48,559,200
656010	Land	—	—	20,000	—	20,000	—	—
600	TOTAL LAND	—	—	20,000	—	20,000	—	—
TOTAL CONSTRUCTION FUND		\$ 6,459,113	\$ 51,500,400	\$ 51,500,400	\$ 41,951,880	\$ 26,101,400	\$ 59,966,100	\$ 61,336,900

NOTES: 1. Amounts may not add up due to rounding.  
 2. Estimated Expenditure may either exceed Adjusted Appropriation when transfers of funds are anticipated or be less than Expenditure (Committed Budget plus Disbursement) when not all commitments are anticipated to be completed by year-end.

401 50000	Fund: Capital Improvements Bond Department: Engineering	LINE ITEM ANALYSIS						
		2022	2023				2024	
Account Number	Account Name	Expenditure	Original Appropriation *	Adjusted Appropriation 09/30/23 **	Expenditure (Committed Budget plus Disbursement) 09/30/23	Estimated Expenditure 12/31/23	Proposed by Executive Director	Recommended by Committee on Budget and Employment
612090	Reprographic Services	\$ —	\$ 10,000	\$ 10,000	\$ —	\$ 5,000	\$ 10,000	\$ 10,000
612250	Court Reporting Services	—	35,000	80,000	45,000	10,000	25,000	25,000
612400	Intergovernmental Agreements	439,800	5,711,000	8,885,600	3,483,000	50,000	150,000	150,000
612430	Payments for Professional Services	67,598	259,200	998,605	963,574	258,700	133,600	133,600
612440	Preliminary Engineering Reports and Studies	—	250,000	250,000	—	—	—	—
612450	Professional Engineering Services for Construction Projects	1,300,697	2,000,000	17,436,937	15,836,937	3,013,300	7,900,000	7,900,000
612470	Personal Services for Post-Award Engineering for Construction Projects	484,549	—	2,604,597	2,604,597	392,100	—	—
612780	Safety Repairs and Services	—	100,000	100,000	—	—	100,000	100,000
200	TOTAL CONTRACTUAL SERVICES	2,292,644	8,365,200	30,365,740	22,933,108	3,729,100	8,318,600	8,318,600
645600	Collection Facilities Structures	8,824	4,175,000	13,256,985	13,256,985	4,428,300	500,000	500,000
645620	Waterway Facilities Structures	31,108,147	18,684,800	59,494,423	46,817,952	16,774,300	17,230,000	17,230,000
645630	Army Corps of Engineers Services	8,523,107	—	20,693,094	20,693,079	12,046,000	—	—
645650	Process Facilities Structures	11,847,094	35,975,000	85,649,492	79,075,052	19,717,700	58,025,000	58,025,000
645680	Buildings	—	700,000	1,214,091	514,091	—	1,000,000	1,000,000
645700	Preservation of Collection Facility Structures	6,149,079	153,137,500	182,880,613	117,998,666	10,797,400	64,622,500	64,622,500
645720	Preservation of Waterway Facility Structures	7,575,265	41,357,500	26,764,137	22,651,972	4,454,200	26,250,000	26,250,000
645750	Preservation of Process Facility Structures	8,438,955	110,210,000	136,422,655	103,927,547	25,571,200	58,380,000	58,380,000
645780	Preservation of Buildings	1,688,557	1,000,000	37,288,821	36,288,821	10,374,000	19,900,000	19,900,000
500	TOTAL CAPITAL PROJECTS	75,339,028	365,239,800	563,664,312	441,224,165	104,163,100	245,907,500	245,907,500
656010	Land	—	300,000	300,000	—	—	300,000	300,000
600	TOTAL LAND	—	300,000	300,000	—	—	300,000	300,000

401 50000	Fund: Capital Improvements Bond Department: Engineering	LINE ITEM ANALYSIS						
		2022	2023				2024	
Account Number	Account Name	Expenditure	Original Appropriation *	Adjusted Appropriation 09/30/23 **	Expenditure (Committed Budget plus Disbursement) 09/30/23	Estimated Expenditure 12/31/23	Proposed by Executive Director	Recommended by Committee on Budget and Employment
667340	Payments for Easements	6,100	250,000	250,000	102,186	102,200	250,000	250,000
727102	Principal - Capital Lease	3,142,878	—	25,881,993	25,881,993	3,297,100	—	—
727112	Interest - Capital Lease	1,246,887	—	4,753,159	4,753,159	1,092,700	—	—
767300	Bond Issuance Costs	—	455,900	511,754	55,854	15,800	1,215,100	1,215,100
700	TOTAL FIXED AND OTHER CHARGES	4,395,865	705,900	31,396,905	30,793,192	4,507,800	1,465,100	1,465,100
<b>TOTAL CAPITAL IMPROVEMENTS BOND FUND</b>		<b>\$ 82,027,536</b>	<b>\$ 374,610,900</b>	<b>\$ 625,726,957</b>	<b>\$ 494,950,465</b>	<b>\$112,400,000</b>	<b>\$ 255,991,200</b>	<b>\$ 255,991,200</b>

\* The Capital Improvements Bond Fund is budgeted and accounted for on an obligation basis.

\*\* The appropriation in the Capital Improvements Bond Fund is adjusted to carry forward open value of contracts from the prior year.

NOTES: 1. Amounts may not add up due to rounding.  
 2. Estimated Expenditure may exceed Adjusted Appropriation when transfers of funds are anticipated or be less than Expenditure (Committed Budget plus Disbursement) when not all commitments are anticipated to be completed by year-end.  
 3. The Capital Improvements Bond Fund appropriation is controlled on the Summary Object level.

### Stormwater Management Fund Program

<b>Awards in 2024</b>						
Project Name	Project Number	Est. Construction Cost	2024 Appropriation	Duration (days)	Est. Award Date	
Stormwater Storage at Community High School District 218 Administration Sports Field and Storm Sewer Improvements in Oak Lawn	23-IGA-11	\$ 3,500	\$ 2,625	326	Jan 2024	
East Police Department Permeable Paver Parking Lot Project in Chicago Ridge	23-IGA-15	261	261	100	Jan 2024	
Green Alley Project in Forest Park	23-IGA-17	504	504	100	Jan 2024	
Parking Lot 3 Green Infrastructure Retrofit in La Grange	23-IGA-18	207	207	100	Jan 2024	
Green Alley Project in La Grange Park	23-IGA-19	291	291	100	Jan 2024	
Flood-Prone Property Acquisition in Flossmoor	23-IGA-27	115	115	90	Jan 2024	
Flood Control Project on Midlothian Creek in Robbins, CSA	14-253-5F	11,000	4,871	503	Feb 2024	
Acquisition of Flood-Prone Properties in Northlake Phase IV, SSA	23-IGA-26	550	—	100	Feb 2024	
Springdale Drainage Improvements in Western Springs	23-IGA-29	1,000	1,000	301	Feb 2024	
Drainage Improvements in Schiller Park	23-IGA-30	1,500	1,500	233	Feb 2024	
Central Park Stormwater Detention Basin and Separate Storm Sewer Improvements in Harvey, CSA	18-249-AF	9,657	1,027	452	Mar 2024	
Green Alleys Project 2 in Calumet City	23-IGA-14	602	296	100	Mar 2024	
Green Infrastructure Alley Paving Improvements 2 in Cicero	23-IGA-16	365	365	140	Mar 2024	
Green Infrastructure Alley Improvements 2 in Maywood	23-IGA-20	672	672	100	Mar 2024	
Milwaukee Avenue Green Alley in Niles	23-IGA-21	430	430	140	Mar 2024	
Green Alleys and Parking Lot 10 Project in Oak Park	23-IGA-22	510	510	140	Mar 2024	
Commuter Lot 8 Green Parking Lot in Riverside	23-IGA-23	266	266	100	Mar 2024	
Green Alley Reconstruction Project 2 in Westchester	23-IGA-25	568	568	140	Mar 2024	
South Green Bay Road Stormwater Improvement Plan in Glencoe	23-IGA-32	1,000	1,000	140	Mar 2024	
Lyons Township Acquisition of Flood-Prone Properties and Construction of Stormwater Storage	23-IGA-43	2,500	1,500	100	Mar 2024	
Craig Manor Drainage System Improvements	23-IGA-33	1,000	1,000	100	Apr 2024	
Flood Control in the vicinity of 131st Street and Cypress Lane in Palos Heights, CSA	14-259-5F	503	503	39	May 2024	
Green Alley Program 2 in Skokie	23-IGA-24	357	357	100	May 2024	
Flood Control Project on Farmers and Prairie Creeks, NSA	12-056-5F	14,100	3,608	713	Jun 2024	
Lake Katherine Commuter Parking Lot in Palos Heights, CSA	18-IGA-14	184	184	90	Jun 2024	
Flood Control Project in the Worth Woods Subdivision in Worth, CSA	14-256-5F	2,500	1,000	451	Sep 2024	
Roberts Road Drainage Improvements in Palos Hills	23-IGA-12	3,500	500	279	Sep 2024	
Flood Control Project on Calumet-Sag Tributary C in Bremen Township, Midlothian, and Crestwood, CSA	21-IGA-18	3,780	—	330	Dec 2024	
Total 2024 Awards		\$ 61,422	\$ 25,160			



<b>Projects Under Construction</b>						
Project Name	Project Number	Est. Construction Cost	2024 Appropriation	Duration (days)	Award Date	
Construction of a Levee along Thorn Creek at Arquilla Park in Glenwood, CSA	15-IGA-14	\$ 3,870	\$ 3,483	2,861	Nov 2016	
* Lyons and McCook Levee Improvements, SSA	13-199-3F	2,545	2,545	2,298	Sep 2018	
Groveland Avenue Levee Improvements in Riverside, SSA	18-IGA-20	2,506	1,118	2,709	Dec 2018	
Wetland and Park Storage Projects in Winnetka, NSA	18-IGA-24	500	—	660	Jun 2022	
Acquisition of Flood-Prone Properties Des Plaines Phase IV, NSA	20-IGA-24	5,000	3,525	820	Oct 2022	
Acquisition of Flood-Prone Properties in Lyons, CSA	21-IGA-24	3,000	1,529	560	Oct 2022	
Acacia Acres Flood Relief Project in Lyons Township, SSA	22-IGA-08	1,000	272	406	Dec 2022	
Oriole Avenue Flood Mitigation Project in Harwood Heights, SSA	20-IGA-30	412	103	292	Jun 2023	
* Addison Creek Channel Improvements, SSA	11-187-3F	72,940	47,219	757	Jul 2023	
Garfield Park Community Eco Orchard in Chicago, SSA	18-IGA-05	500	250	198	Oct 2023	
Flood Control Project on Willow Road at McDonald Creek Tributary A in Prospect Heights, NSA	20-IGA-23	1,800	1,300	187	Nov 2023	
Storm Sewers and Outfall in Forest View, SSA	18-IGA-28	1,350	1,350	295	Dec 2023	
Total Projects Under Construction		\$ 95,423	\$ 62,694			

**Projects Under Development**

Project Name	Project Number	Est. Construction Cost	2024 Appropriation	Duration (days)	Est. Award Date
Flood Control Project along Plainfield Road in Countryside, La Grange, McCook, and Lyons Township, SSA	14-112-5F	\$ 17,000	\$ —	683	Jan 2025
Flood Control Project for the Washington Street Area in Blue Island, CSA	21-IGA-28	5,700	—	170	Mar 2025
Flood Control Project on Central Road from Des Plaines River to Glenwood Lane, NSA	14-065-5F	12,000	—	828	May 2025
Streambank Stabilization Project on Tinley Creek, CSA	19-IGA-22	3,800	—	203	May 2025
Total Future Awards		\$ 38,500			
Cumulative Projects Under Construction, 2024 Awards, and Future Awards		\$ 195,345			

\* This project is funded by the Capital Improvements Bond Fund and the Stormwater Management Fund. Refer to Section V Capital Budget for more information about Stormwater Management projects funded by alternate revenue bonds.

**Note: All cost figures are in thousands of dollars.**

501 50000	Fund: Stormwater Management	LINE ITEM ANALYSIS						
		2022	2023				2024	
Account Number	Account Name	Expenditure	Original Appropriation	Adjusted Appropriation 09/30/23	Expenditure (Committed Budget plus Disbursement) 09/30/23	Estimated Expenditure 12/31/23	Proposed by Executive Director	Recommended by Committee on Budget and Employment
601010	Salaries of Regular Employees	\$ 9,662,890	\$ 11,203,600	\$ 11,203,600	\$ 7,954,364	\$ 10,339,500	\$ 11,107,400	\$ 11,107,400
601060	Compensation Plan Adjustments	149,410	738,900	738,900	220,948	280,500	426,400	426,400
601070	Social Security and Medicare Contributions	137,514	165,200	165,200	120,027	147,100	172,300	172,300
601080	Salaries of Nonbudgeted Employees	—	10,000	10,000	—	—	10,000	10,000
601100	Tuition and Training Payments	38,562	66,000	66,000	38,848	38,700	62,400	62,400
601250	Health and Life Insurance Premiums	893,477	1,076,900	1,076,900	609,531	849,600	1,139,900	1,139,900
601270	General Salary Adjustments	—	—	—	—	—	238,200	238,200
100	TOTAL PERSONAL SERVICES	10,881,853	13,260,600	13,260,600	8,943,718	11,655,400	13,156,600	13,156,600
612010	Travel	4,343	7,100	9,200	7,815	8,000	9,600	9,600
612030	Meals and Lodging	11,673	19,200	19,200	12,931	13,900	21,200	21,200
612040	Postage, Freight, and Delivery Charges	556	2,500	2,500	2,500	700	4,000	4,000
612050	Compensation for Personally-Owned Automobiles	1,548	6,500	6,500	851	1,700	6,500	6,500
612080	Motor Vehicle Operating Services	383	2,600	500	—	800	900	900
612250	Court Reporting Services	7,583	19,000	19,000	18,675	18,900	22,000	22,000
612280	Subscriptions and Membership Dues	17,509	25,700	25,700	18,125	18,500	25,700	25,700
612330	Rental Charges	35,422	53,000	53,000	52,500	51,300	53,000	53,000
612400	Intergovernmental Agreements	14,833,425	30,782,000	30,782,000	25,406,410	15,675,300	30,399,600	30,399,600
612410	Governmental Service Charges	—	—	—	—	—	500	500
612430	Payments for Professional Services	199,883	621,100	621,100	522,944	381,000	745,100	745,100
612440	Preliminary Engineering Reports and Studies	1,413,075	3,095,000	3,095,000	1,168,228	593,200	1,325,800	1,325,800
612450	Professional Engineering Services for Construction Projects	1,600,875	8,928,600	8,928,600	6,346,829	3,437,700	7,599,700	7,599,700
612490	Contractual Services, N.O.C.	171,516	322,200	322,200	191,952	151,800	323,900	323,900
612520	Waste Material Disposal Charges	30,358	260,000	260,000	260,000	60,000	285,000	285,000
612620	Repairs to Waterway Facilities	2,880,869	2,600,000	2,600,000	2,600,000	2,561,600	3,865,000	3,865,000
612790	Repairs to Marine Equipment	45,900	77,500	77,500	77,500	77,400	82,100	82,100
612800	Repairs to Office Furniture and Equipment	2,194	6,000	6,000	4,595	3,800	6,000	6,000
612860	Repairs to Vehicle Equipment	—	4,700	4,700	—	—	—	—
612990	Repairs, N.O.C.	238	2,000	2,000	1,000	1,000	2,000	2,000
200	TOTAL CONTRACTUAL SERVICES	21,257,350	46,834,700	46,834,700	36,692,855	23,056,600	44,777,600	44,777,600

501 50000	Fund: Stormwater Management	LINE ITEM ANALYSIS						
		2022	2023				2024	
Account Number	Account Name	Expenditure	Original Appropriation	Adjusted Appropriation 09/30/23	Expenditure (Committed Budget plus Disbursement) 09/30/23	Estimated Expenditure 12/31/23	Proposed by Executive Director	Recommended by Committee on Budget and Employment
623130	Buildings, Grounds, Paving Materials, and Supplies	3,334	5,000	5,000	5,000	5,000	5,000	5,000
623520	Office, Printing, and Photographic Supplies, Equipment, and Furniture	5,380	15,500	15,500	12,204	8,100	17,800	17,800
623560	Processing Chemicals	—	5,000	5,000	5,000	5,000	5,000	5,000
623680	Tools and Supplies	6,452	11,500	11,500	7,773	11,000	11,500	11,500
623700	Wearing Apparel	6,157	9,500	9,500	7,500	5,200	9,500	9,500
623820	Fuel	7,637	18,000	18,000	9,004	9,000	9,000	9,000
623990	Materials and Supplies, N.O.C.	128,906	160,000	310,000	303,996	154,000	160,000	160,000
300	TOTAL MATERIALS AND SUPPLIES	157,865	224,500	374,500	350,477	197,300	217,800	217,800
634860	Vehicle Equipment	500,883	370,000	370,000	247,661	247,700	600,000	600,000
634990	Machinery and Equipment, N.O.C.	8,430	30,000	30,000	12,733	30,000	30,000	30,000
400	TOTAL MACHINERY AND EQUIPMENT	509,313	400,000	400,000	260,394	277,700	630,000	630,000
645620	Waterway Facilities Structures	10,347,738	66,151,900	65,398,900	39,897,890	24,306,200	69,071,900	69,071,900
645630	Army Corps of Engineers Services	—	—	50,000	49,999	50,000	—	—
645690	Capital Projects, N.O.C.	—	100,000	27,000	—	—	100,000	100,000
645720	Preservation of Waterway Facility Structures	1,685,681	210,700	836,700	834,943	230,800	165,400	165,400
500	TOTAL CAPITAL PROJECTS	12,033,419	66,462,600	66,312,600	40,782,832	24,587,000	69,337,300	69,337,300
656010	Land	399	400,000	400,000	—	—	400,000	400,000
600	TOTAL LAND	399	400,000	400,000	—	—	400,000	400,000
667330	Right-of-Way Properties	658,317	1,000,000	1,000,000	—	600,000	1,000,000	1,000,000
667340	Payments for Easements	32,997	400,000	400,000	—	126,000	400,000	400,000
700	TOTAL FIXED AND OTHER CHARGES	691,314	1,400,000	1,400,000	—	726,000	1,400,000	1,400,000
<b>TOTAL STORMWATER MANAGEMENT FUND</b>		<b>\$ 45,531,513</b>	<b>\$ 128,982,400</b>	<b>\$ 128,982,400</b>	<b>\$ 87,030,276</b>	<b>\$ 60,500,000</b>	<b>\$ 129,919,300</b>	<b>\$ 129,919,300</b>

NOTES: 1. Amounts may not add up due to rounding.  
 2. Departmental appropriation totals for salaries in the Line Item Analysis may differ from those contained in the Position Analysis by a factor identified to adjust for vacancies.  
 Additionally, Estimated Expenditure may either exceed Adjusted Appropriation when transfers of funds are anticipated or be less than Expenditure (Committed Budget plus Disbursement) when not all commitments are anticipated to be completed by year-end.

901	Fund: Reserve Claim	LINE ITEM ANALYSIS						
		2022	2023				2024	
Account Number	Account Name	Expenditure	Original Appropriation	Adjusted Appropriation 09/30/23	Expenditure (Committed Budget plus Disbursement) 09/30/23	Estimated Expenditure 12/31/23	Proposed by Executive Director	Recommended by Committee on Budget and Employment
601090	Employee Claims	\$ 3,976,982	\$ 10,000,000	\$ 10,000,000	\$ 2,136,437	\$ 4,500,000	\$ 10,000,000	\$ 10,000,000
100	TOTAL PERSONAL SERVICES	3,976,982	10,000,000	10,000,000	2,136,437	4,500,000	10,000,000	10,000,000
667220	General Claims and Emergency Repair and Replacement Costs	358,418	36,014,200	36,014,200	287,044	1,000,000	42,315,900	42,315,900
700	TOTAL FIXED AND OTHER CHARGES	358,418	36,014,200	36,014,200	287,044	1,000,000	42,315,900	42,315,900
TOTAL RESERVE CLAIM FUND		\$ 4,335,400	\$ 46,014,200	\$ 46,014,200	\$ 2,423,481	\$ 5,500,000	\$ 52,315,900	\$ 52,315,900
NOTE: Amounts may not add up due to rounding.								

**PAGE REFERENCE GUIDE**

The Tentative Budget Book is presented as a supplement to the Executive Director’s Recommendations Budget Book. The following is a page reference guide that provides the corresponding pages between the two budget book versions. Pages that do not appear in the Executive Director’s Recommendations Budget Book and are unique to the Tentative Budget Book are noted with “N/A.”

	Tentative Budget Book Page	Executive Director's Recommendations Budget Book Page
Transmittal Letter, President, Board of Commissioners .....	1	1
Major Budget Amendments Impacting the 2024 Tentative Budget .....	5	N/A
Report of Committee on Budget and Employment .....	6	N/A
Comparative Statement of Appropriations, Tax Levies, and Tax Rates .....	8	40
Account and Personnel Summary Comparison (Table) .....	10	51
All Funds Summary of Revenue, Expenditures, and Net Assets Appropriable, 2024-2022 .....	12	71
Summary of Revenue and Expenditures, 2024-2023 .....	13	72
Capital Funds Financial Narrative .....	15	88
Construction Fund Estimated Balance Sheet, 2024-2023 .....	16	92
Corporate Fund Line Item Analysis and Position Analysis .....	17	105
Board of Commissioners .....	21	116
General Administration .....	22	129
Monitoring & Research .....	24	149
Procurement & Materials Management .....	26	165
Human Resources .....	31	182
Information Technology .....	33	195
Law .....	38	210
Finance .....	39	222
Maintenance & Operations - All Divisions: .....	40	238
General Division .....	43	248
North Service Area .....	45	261
Calumet Service Area .....	47	276
Stickney Service Area .....	49	290
Engineering .....	52	307
Capital Budget .....	54	325
Stormwater Management Fund .....	59	451
Reserve Claim Fund .....	63	511
Page Reference Guide .....	64	N/A



## Metropolitan Water Reclamation District of Greater Chicago Historical Information And Milestones

- 1837** Chicago was incorporated as a city. The city's primary source of drinking water is Lake Michigan. Due to poor drainage and discharges to Lake Michigan, water-borne diseases plagued the city throughout the 1800s.
- 1856** Sewers were constructed to collect the city's wastewater. These sewers emptied into the Chicago River, ultimately becoming a health hazard.
- 1885** A torrential rainstorm flushed pollution from the river into Lake Michigan prompting public concern for ways to safeguard the quality of the drinking water.
- 1886** A Drainage and Water Supply Commission was created to study the growing problem of contamination of the city's water supply.
- 1889** Illinois Legislature passed an act enabling the establishment of the Sanitary District of Chicago to keep sewage pollution out of Lake Michigan. Referendum passed creating the Sanitary District of Chicago.
- 1892** Ground was broken on the 28-mile Main Channel of the Sanitary and Ship Canal. The canal would reverse the flow of the Chicago River by linking it to the Des Plaines River, and thus prevent pollution of Lake Michigan by the river.
- 1900** Main Channel of the Sanitary and Ship Canal opened.
- 1907** Main Channel Extension including Lockport Powerhouse and Lock completed.
- 1910** North Shore Channel completed.
- 1919** District's Board of Commissioners passed an ordinance committing the District to the construction and operation of treatment plants.
- 1922** The 16-mile Calumet-Sag Channel became operational; Calumet Treatment Plant placed into operation.
- 1928** North Side Treatment Plant placed into operation.
- 1930** U.S. Supreme Court Decree issued reducing diversion of Lake Michigan in steps. Effective January 1, 1939, diversion reduced to 1,500 cubic feet per second; West Side Treatment Plant placed into operation.
- 1939** Southwest Treatment Plant placed into operation.
- 1949** West and Southwest Treatment Plants combined.
- 1955** District's name changed to the Metropolitan Sanitary District of Greater Chicago (MSDGC); the Chicago Sewage Disposal System named one of the Seven Wonders of Modern Engineering by the American Society of Civil Engineers (ASCE), recognizing the size of the system, including intercepting sewers, treatment plants, and waterways.
- 1956** Referendum, enabled by legislation, passed adding 412 square miles to the District.
- 1961** Lemont Treatment Plant placed into operation.
- 1963** Hanover Park Treatment Plant placed into operation.
- 1969** Board adopted the Sewage and Waste Control Ordinance, prohibiting any waste discharge into Lake Michigan.
- 1971** Fulton County "Prairie Plan" began whereby abandoned strip-mines were reclaimed into agriculturally productive land; won "Special Civil Engineering Achievement Award" in 1974 from the ASCE.
- 1972** District adopted the Tunnel and Reservoir Plan (TARP) as recommended by a committee of representatives from the state, city, county, and MSDGC. The plan provided for the collection, transportation, storage, and treatment of combined rainwater and sewage that in periods of heavy rain overflowed into waterways, underpasses, and basements.
- 1975** Construction began on the 31-mile Mainstream tunnel system; Egan Treatment Plant placed into operation.
- 1977** Construction began on the Calumet tunnel system.
- 1980** O'Hare Treatment Plant (later renamed Kirie Water Reclamation Plant) and Upper Des Plaines TARP tunnel system placed into operation.
- 1985** Mainstream tunnel system placed into operation, capable of storing one billion gallons of combined sewage and stormwater; TARP Mainstream System, Phase I, received award for "Outstanding Civil Engineering Achievement" from the ASCE.
- 1986** TARP received awards for "Outstanding Civil Engineering Achievement" and "Outstanding Civil Engineering Achievement of Past 100 Years in Illinois"; 9.2-mile Calumet tunnel system placed into operation.
- 1988** Water quality improvements recognized as causing increased real estate development along the waterway system; construction began on the Des Plaines TARP tunnel.
- 1989** District celebrated its 100th anniversary. As part of the Centennial Celebration, the District changed its name to the Metropolitan Water Reclamation District of Greater Chicago and dedicated the Centennial Fountain.
- 1990** Army Corps of Engineers and the District began construction of the O'Hare-CUP Reservoir, the first of three reservoirs in the TARP program.
- 1992-1994** District's five Sidestream Elevated Pool Aeration Stations (SEPA) completed along the Calumet River system. These stations add oxygen to the waterways to enhance the aquatic environment. The District received "Outstanding Civil Engineering Achievement" in 1994 by ASCE for these projects.
- 1998** O'Hare-CUP Reservoir placed into operation, capable of storing 350 million gallons of combined sewage and stormwater; North Branch tunnel placed into operation.
- 1999** Des Plaines tunnel placed into operation; construction began on the McCook Reservoir.
- 2000** District celebrated the 100th anniversary of the reversal of the Chicago River and completed a century of protecting Chicago's water environment; construction began on Thornton Transitional Reservoir.
- 2003** Construction began on the major capital improvement program for the Calumet, North Side, and Stickney Water Reclamation Plants.
- 2004** By an act of the Illinois Legislature, the District became responsible for stormwater management in Cook County.
- 2006** TARP Phase I 109-mile tunnel system completed; all four TARP tunnel systems in operation.
- 2007** District celebrated 100th anniversary of the Lockport Powerhouse and Dam.
- 2009** Construction of the Thornton Composite Reservoir began.
- 2010** District celebrated the 100th anniversary of the North Shore Channel.
- 2012** North Side Water Reclamation Plant renamed Terrence J. O'Brien Water Reclamation Plant.
- 2013** Board adopted the Watershed Management Ordinance, establishing uniform and minimum stormwater regulations throughout Cook County.
- 2014** District celebrated its 125th anniversary.
- 2015** Disinfection facility at the Calumet Water Reclamation Plant placed into operation. Thornton Composite Reservoir placed into operation.
- 2016** Phosphorus recovery facility placed into operation at the Stickney Water Reclamation Plant; implemented an ultraviolet disinfection process at the O'Brien Water Reclamation Plant; Board adopted the Resource Recovery Ordinance, which provides legal framework for resource recovery initiatives.
- 2017** Phase I of the McCook Reservoir completed.





**Metropolitan Water Reclamation District of Greater Chicago**  
100 East Erie Street 🌿 Chicago, Illinois 60611-3154



[mwrdd.org](https://www.mwrdd.org)

Front photo: A spillway in the Addison Creek Reservoir is a welcoming sight for flood relief in the west suburbs. This entranceway for up to 195 million gallons of overbank flooding from Addison Creek will pass through an intake structure along the creek and then flow through two 87.5-inch diameter pipes under Addison Creek and railroad tracks to the reservoir. The MWRD's Addison Creek Reservoir, completed in 2023, and Addison Creek Channel Improvement project, kicked off in 2023, will reduce flooding to approximately 2,200 properties along the creek from Northlake to Broadview.

Back photo: A monarch butterfly pays a visit to a garden of native plants that the MWRD and partners planted through the Space to Grow program at Mosaic School of Fine Arts, formerly Daniel Boone Elementary School, in the West Ridge neighborhood. The MWRD encourages native plants because they better infiltrate stormwater, reduce flooding, and improve water quality, but also provide food and shelter for pollinators.